



उच्च प्राथमिक /
कस्तूरबा गाँधी बालिका
विद्यालयों हेतु

We learn English (आओ अंग्रेजी सीखें)

रेडियो कार्यक्रम पर आधारित एपिसोड



संकलनकर्ता- दीपक पुंडीर (स०अ०)

पूर्व माध्यमिक विद्यालय ढक्का हाजी नगर

ब्लॉक – सैदनगर , जिला – रामपुर

We learn English (rhyme)

I learn English, I learn English

So do you, so do you.

We will hear and speak it.

- *Read and Write too,
Read and Write too.*

Episode- 1 (Introduction)

Q 1. What Is your name?

Ans. Sir /madam, my name is

Q 2. Where do you live?

Ans. I live in.....

Q 3. Which school do you go to?

Ans. I go to junior high school.....

Q 4. How old are you?

Ans. I am..... Years old.

Episode- 2 (family)

Mother माता

Father पिता

Sister बहन

Brother भाई

Q 1. What is your mother's name?

Ans. My mother name is mrs.....

Q 2. What is your father's name ?

Ans. My mother name is mr.

Q 3. How many sisters do you have ?

Ans. I have Sisters .

Q 4. How many brothers do you have ?

Ans . I have brothers .

Episode -3 (Revision)

Q 1. What Is your name ?

Ans. Sir /madam , my name is

Q 2. Where do you live ?

Ans. I live in.....

Q 3. What is your mother's name?

Ans. My mother name is Mrs.

Q 4. What is your father's name ?

Ans. My mother name is Mr.

Note- Revision करते समय छात्रों को जोड़ी (pair) में बैठाना है | जोड़ी में बच्चे एक दूसरे से प्रश्नोत्तर करेंगे | एक बच्चा प्रश्न पूछेगा, दूसरा बच्चा प्रश्न का उत्तर देगा |

Episode – 4 (Family)

Q 1. How many sisters do you have ?

Ans. I have sisters .

Q 2. How many brothers do you have ?

Ans. I havebrothers .

Q 3. What is your sister's name ?

Ans. My sister name is

Q 4. What is yours brother's name ?

Ans. My brother name is

Note- छात्रों को जोड़ी (pair) में बैठाना है | जोड़ी में बच्चे एक दूसरे से प्रश्नोत्तर करेंगे | एक बच्चा प्रश्न पूछेगा, दूसरा बच्चा प्रश्न का उत्तर देगा |

Episode- 5

Counting (1 to 20)

1	One	11	Eleven
2	Two	12	Twelve
3	Three	13	Thirteen
4	Four	14	Fourteen
5	Five	15	Fifteen
6	Six	16	sixteen
7	Seven	17	seventeen
8	Eight	18	Eighteen
9	Nine	19	Nineteen
10	Ten	20	Twenty

Q 1. How old is your brother?

Ans. My brother is

Q 2. How old is your sister?

Ans . my sister is

Note- छात्रों को जोड़ी (pair) में बैठाना है | जोड़ी में बच्चे एक दूसरे से प्रश्नोत्तर करेंगे | एक बच्चा प्रश्न पूछेगा, दूसरा बच्चा प्रश्न का उत्तर देगा |

Episode -6

Revision (episode-5)

Counting (1 to 20)

1	One	11	Eleven
2	Two	12	Twelve
3	Three	13	Thirteen
4	Four	14	Fourteen
5	Five	15	Fifteen
6	Six	16	sixteen
7	Seven	17	seventeen
8	Eight	18	Eighteen
9	Nine	19	Nineteen
10	Ten	20	Twenty

Q 1. How old is your brother?

Ans. My brother is

Q 2. How old is your sister?

Ans . My sister is

Episode – 7

Teacher

शिक्षक

Farmer

किसान

Housewife

ग्रहणी

Office worker

दफ्तरी

Factory worker

कारखाना श्रमिक

Q 1. What does your mother do?

Ans. My mother is an office worker.

Q 2. What does your father do?

Ans. My father is a factory worker.

Q 3. What does your mother do?

Ans. My mother is a house wife.

Q 4. What does your father do?

Ans . My father is a teacher.

Episode – 8

Tell me about your friend

He वह (लड़का)

His उसका (लड़का)

She वह (लड़की)

Her उसका (लड़की)

About girl

Q 1. What is her name?

Ans. Her name is

Q 2. How old is she?

Ans. She is

Q 3. Where does she live?

Ans. She live in.....

About boy

Q 1. What is his name?

Ans. His name is

Q 2. How old is he?

Ans. He is

Q 3. Where does he live?

Ans. He live in.....

Episode – 9 (Revision)

Note - छात्रों को जोड़ी (pair) में बैठाना है | जोड़ी में बच्चे एक दूसरे से प्रश्नोत्तर करेंगे | एक बच्चा प्रश्न पूछेगा, दूसरा बच्चा प्रश्न का उत्तर देगा |

Q 1. What is your name?

Ans. Sir /madam, my name is

Q 2. Where do you live?

Ans. I live in.....

Q 3. Which school do you go to?

Ans. I go to junior high school.....

Q 4. How old are you?

Ans. I am..... Years old.

Q 5. What is your mother's name?

Ans. My mother name is Mrs.

Q 6. What is your father's name ?

Ans. My mother name is Mr.

Q 7. What does your mother do?

Ans . My mother is

Q 8. What does your father do?

Ans . My father is

Episode – 10

Tell me about your friend

Tell me about your friend (About girl)

1. My friend's name is
2. She is in class.....
3. She goes to

Tell me about your friend (About boy)

1. My friend's name is
2. He is in class.....
3. He goes to

Question and answer: (About girl)

Q 1. What is her name?

Ans. Her name is

Q 2. Which class she in?

Ans. She is in class.....

Q 3. Which school does she go to?

Ans . she goes to

Question and answer : (About boy)

Q 1. What is his name ?

Ans. His name is

Q 2. Which class he in?

Ans. He is in class.....

Q 3. Which school does she go to?

Ans . she goes to

English song

One and two and three, four, five

Three, four, five

Three, four, five

Six and seven and eight, nine , ten

We learn to come together

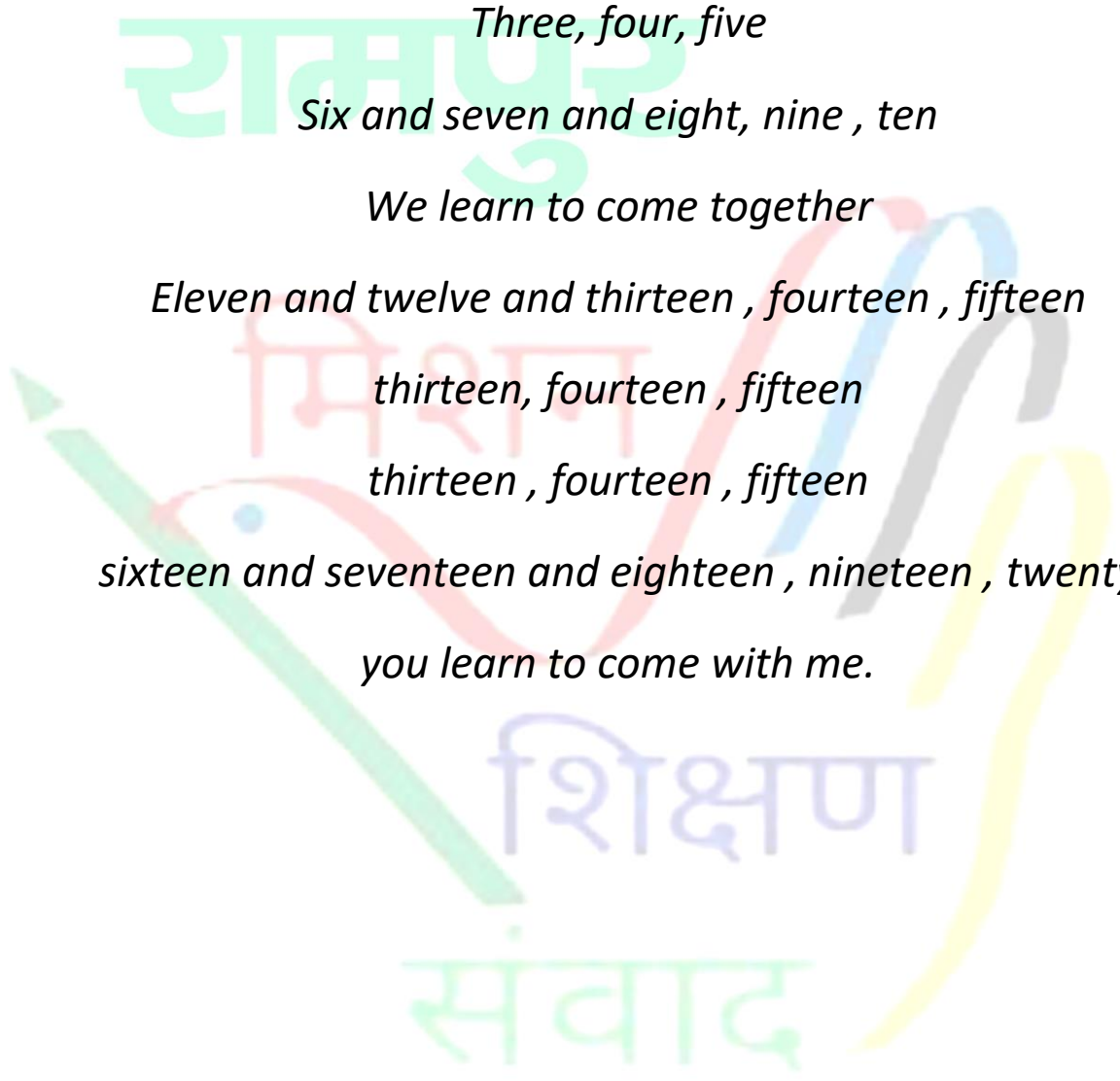
Eleven and twelve and thirteen , fourteen , fifteen

thirteen, fourteen , fifteen

thirteen , fourteen , fifteen

sixteen and seventeen and eighteen , nineteen , twenty

you learn to come with me.



Episode -11

Tell me about yourself

My name is

I am

I live in.....

I go to

I am in class

Episode -12 (Revision)

Tell me about your family

My mother name is

She is a

My father name is

He is a

I have sister.

I have brother.

My sister name is

She is

My brother name is.....

He is

Episode -13

Use of have

I have a cycle. मेरे पास एक साइकिल है।

You have a cycle. तुम्हारे पास एक साइकिल है।

We have a cycle. हमारे पास एक साइकिल है।

Q 1. Do you have a radio?

Ans. Yes, I do.

Q2. Do you have a T.V.?

Ans. No, I donot

Q3. Do you have a pen?

Ans. Yes, I do.

Q4. Do you have a pencil?

Ans. Yes, I do .

Q5. Do you have a ruler?

Ans. No, I donot.

Q6. Do you have sister?

Ans. No, I donot .

Q7, do you have brothers?

Ans. Yes , I do .

English song

One and two and three, four, five

Three, four, five

Three, four, five

Six and seven and eight, nine , ten

We learn to come together

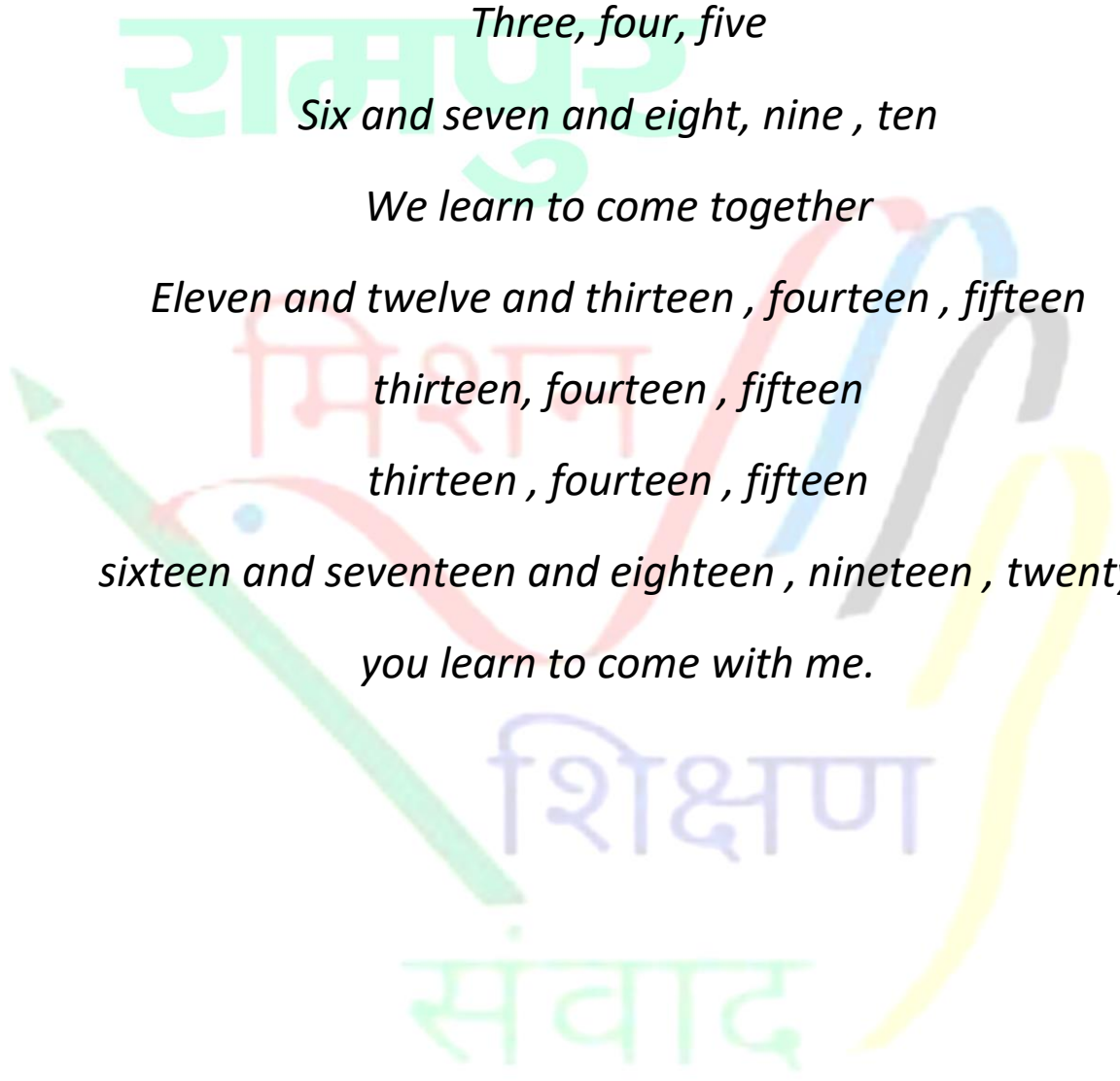
Eleven and twelve and thirteen , fourteen , fifteen

thirteen, fourteen , fifteen

thirteen , fourteen , fifteen

sixteen and seventeen and eighteen , nineteen , twenty

you learn to come with me.



Episode – 14

(use of this)

- | | |
|--------------------------|--------------------|
| 1. This is a table. | यह एक मेज है |
| 2. This is a chair. | यह एक कुर्सी है |
| 3. This is a blackboard. | यह एक श्यामपट्ट है |
| 4. This is a door. | यह एक दरवाजा है |
| 5. This is a window. | यह एक खिड़की है |
| 6. This is a cupboard. | यह एक अलमारी है |
| 7. This is a mirror. | यह एक दर्पण है |

Question and answer:

Q1. What is this?

Ans. This is a table.

Q2. What is this?

Ans. This is a chair.

Q3. What is this?

Ans. This is a blackboard.

Q4. What is this?

Ans. This is a door.

Q5. What is this?

Ans. This is a window.

Q6. What is this?

Ans. This is a cupboard.

Q7. What is this?

Ans. This is a mirror.

Episode -15

(Revision-: episode-13, 14)

Q 1. Do you have a radio?

Ans. Yes, I do.

Q2. Do you have a T.V.?

Ans. No, I donot

Q3. Do you have a pen?

Ans. Yes , I do.

Q4. Do you have a pencil?

Ans. Yes, I do .

Q5. What is this?

Ans. This is a window.

Q6. What is this?

Ans. This is a cupboard.

Q7. What is this?

Ans. This is a mirror.

Episode -16

Singular and plural

Singular (एकवचन)	plural (बहुवचन)
School bag बस्ता	School bags
Note book बही	Note books
Ruler पटरी	Rulers
Eraser रबर	Eraser
Sharpner कटर	Sharpner

1. I have one school bag.
I have two school bags.
2. I have one note book.
I have four note books.
3. I have one ruler.
I have three rulers.
4. I have one eraser.
I have five erasers.
5. I have one sharpner.
I have six sharpners.

Q1. Do you have sharpner in your school bag?

Ans. No , I donot.

Q2. Do you have note books in your bag?

Ans. Yes , I have.

Episode -17

Use of apostrophe

Words meaning:

Whose

किसकी

Salim's book

सलीम की पुस्तक

Ranjana's note book

रंजना की बही

Ajay's pen

अजय की कलम

Sangita's pencil

संगीता की पेंसिल

Her pencil (लड़की)

उसकी पेंसिल

His pencil (लड़का)

उसकी पेंसिल

Q1. Whose book is this?

Ans. This is salim's book.

This is his book.

Q2. Whose notebook is this?

Ans. This is salma's notebook.

This is her notebook.

Episode -18

Revision (Episode-16, 17)

Singular (एकवचन)	plural (बहुवचन)
School bag बस्ता	School bags
Note book बही	Note books
Ruler पटरी	Rulers
Eraser रबर	Eraser
Sharpner कटर	Sharpner

1. I have one school bag.
I have two school bags.
2. I have one note book.
I have four note books.
3. I have one ruler.
I have three rulers.
4. I have one eraser.
I have five erasers.
5. I have one sharpner.
I have six sharpners.

Q1. Do you have sharpner in your school bag?

Ans. No , I donot.

Q2. Do you have note books in your bag?

Ans. Yes , I have.

Q3. Whose book is this ?

Ans. This is salim's book.

This is his book.

Q4. Whose notebook is this ?

Ans. This is salma's notebook.

This is her notebook.

Episode – 19

Use of whose

Santosh : This is my book.

This is English book.

It is rainbow.

Rajnana: This is my pen.
bag.

It is blue pen.

I like my pen

Suneeta : This is my car.

It is blue.

I like it.

Madhvan : This is my school

This is red and pink.

It is new.

Q1. Whose book is this ?

Ans. This is santosh's book.

Q2. Whose pen is this?

Ans. This is ranjana's pen .

Q3. Whose car is this?

Ans. This is suneeta's car .

Q4. Whose school bag is this?

Ans. This is madhvan's school bag.

Episode – 20

Use of addressing word

This यह

These ये

That वह

Thos वे

Boy: This is my book.

These are my books .

Girl : This is my pencil.

These are my pencils.

Students : These is his book .

These are his books.

students : These is her pencil.

These are her pencils.

Boy: That is my book.

Those are my books .

Girl : That is my pencil.

Those are my pencils.

Students : Those is his book .

Those are his books.

students : Those is her pencil.

Those are her pencils.

Kallu's song

There is a girl. She has a dog.

And kallu is his's name ooo

Kallu kalllu kalllu kallu

And kallu is his's name ooo

There is a girl. She has a dog.

And kallu is his's name ooo

Kallu kalllu kalllu kallu (1 clap)

And kallu is his's name ooo

There is a girl. She has a dog.

And kallu is his's name ooo

Kallu kalllu kalllu kallu (2 clap)

And kallu is his's name ooo

There is a girl. She has a dog.

And kallu is his's name ooo

Kallu kallu Kallu kallu (3 clap)

And kallu is his's name ooo

There is a girl. She has a dog.

And kallu is his's name ooo

Kallu kallu kallu kallu (4 clap)

And kallu is his's name ooo

रामपुर

मिशन

शिक्षण

संवाद

Episode – 21

Imperative sentences

Shut (बंद करना)

1. Shut the door दरवाजा बंद करो ।
2. Shut the window. खिड़की बंद करो ।
3. Shut the cupboard. अलमारी बंद करो ।

Open (खोलना)

1. Open the door . दरवाजा खोलो ।
2. Open the window. खिड़की खोलो ।
3. Open the cupboard. अलमारी खोलो ।

Show me (मुझे दिखाओ)

1. Show me your blackboard . तुम मुझे श्यामपट्ट दिखाओ ।
2. Show me the table. मुझे मेज दिखाओ ।
3. Show me the chair. मुझे कुर्सी दिखाओ ।

Give me (मुझे दो)

1. Give me your notebook. मुझे अपनी बही दो ।
2. Give me your pencil. मुझे अपनी पेंसिल दो ।
3. Give me your book. मुझे अपनी पुस्तक दो ।

Episode – 22

Use of preposition

On में, ऊपर

Under नीचे

Behind पीछे

In front of सामने

Between बीच में

1. School bag is on table.
2. Broom is under the table.
3. Blackboard is behind the chair.
4. Table is in front of chair.
5. Teacher is between table and students.

Questions and Answers :

Q 1. Where is the school bag?

Ans. The school bag is on the table.

Q 2. Where is the broom ?

Ans. The broom is under the table.

Q 3. Where is the blackboard?

Ans . Blackboard is behind the chair.

Q 4. Where is the the table?

Ans . Table is in front of chair.

Q 5 . Where is the the teacher ?

Ans. Teacher is between table and students.

Thunder song

I hear thunder, I hear thunder.

So do you , so do you .

Petter patter rain drop, Petter patter rain drop .

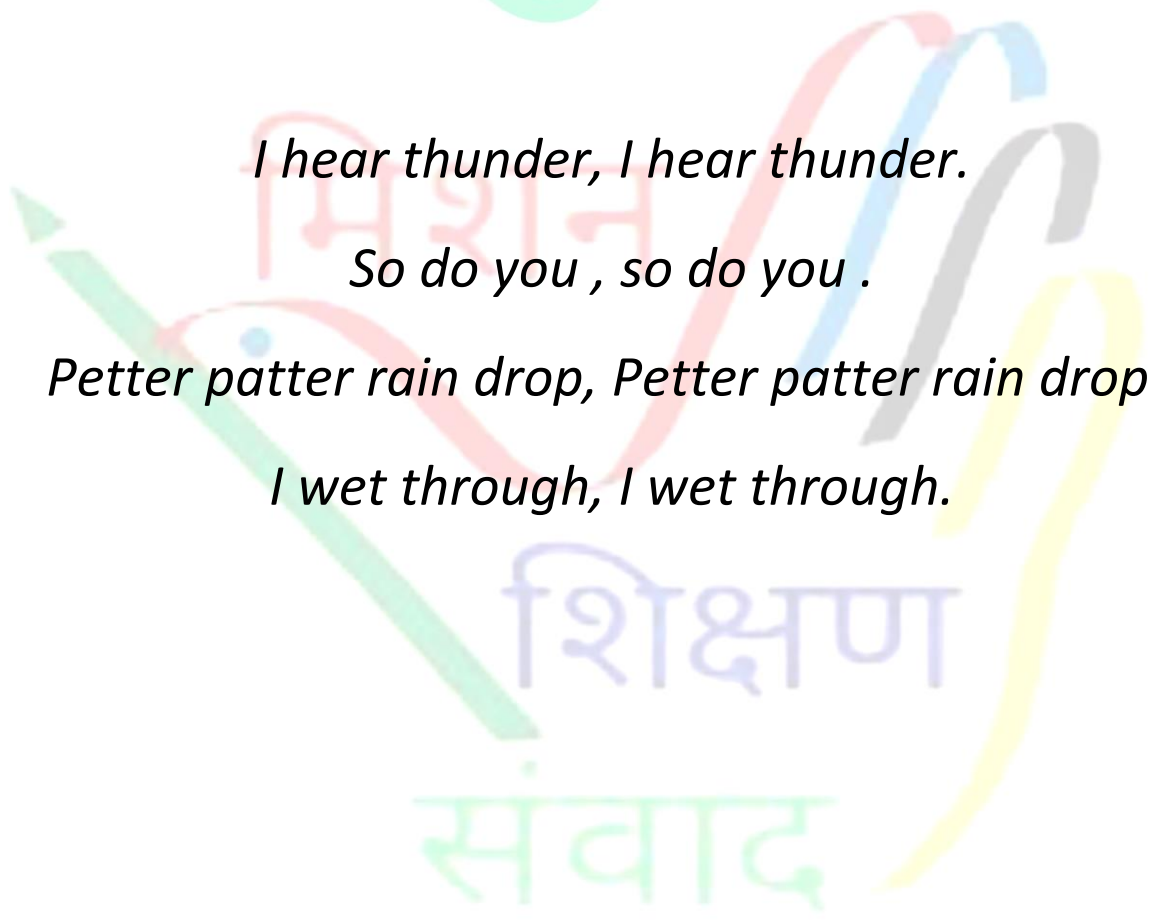
I wet through, I wet through.

I hear thunder, I hear thunder.

So do you , so do you .

Petter patter rain drop, Petter patter rain drop .

I wet through, I wet through.



Episode – 23

Use of have /has

Word meaning:

Cousin चचेरे भाई / तहेरे भाई / ममेरे भाई

Clap ताली बजाना

Soap साबुन

Cloth कपड़े

Frock फ्रॉक

Comb कंघा

Sentences :

1. Tanu has a comb. तनु के पास एक कंघा है ।
2. She has a comb. वह एक कंघा रखती है ।
3. I have a tooth brush. मेरे पास एक टूथ ब्रश है ।
4. She has a tooth brush. वह एक टूथ ब्रश रखती है ।
5. He has a tooth brush. वह एक टूथ ब्रश रखता है ।
6. I have a comb. मेरे पास एक कंघा है ।
7. She has a comb. वह एक कंघा रखती है ।
8. He has a comb. वह एक कंघा रखता है ।
9. We have two comb. हम दो कंघे रखते है ।
10. Anil has a comb . अनिल के पास एक कंघा है ।
11. Savita has a comb. सविता के पास एक कंघा है ।

Episode -24

Revision (special episode -1)

Imperative sentences:

Shut yours eyes.

Open your eyes .

Stand up

Sit down.

To make negative sentences ;

1. **This pencil is big.**
This pencil is not big.
2. **My school bag is wet.**
My school bag is not wet.
3. **Tanu is small.**
Tanu is not small.
4. **Madhvan bhiya is thin.**
Madhvan bhiya is not thin.
5. **Grass is dry.**
Grass is not dry.
6. **Geeta is tall.**
Geeta is not tall.

Word meaning :

Eyes	आँखें
Small	छोटा
Big	बड़ा
Wet	गीला
Thin	पतला
Dry	सूखा
Tall	लम्बा

Episode -25

Revision (special episode -2)

Q 1. What is your name?

Ans. Sir /madam my name is

Q 2. How old are you ?

Ans. I am

Q3. Where do you live ?

Ans. I live in.....

Q 4. Which school do you go to ?

Ans. I go to

Q 5. Which class are you in ?

Ans . t am in class.....

Q 6. Tell me about yourself .

My name is

I am.....

I live in.....

I am in class.....

I go to

Episode -26

Revision (special episode -3)

Q 1. What is your mother's name?

Ans . my mother's name is

Q 2. What does you mother do ?

Ans . she is a.....

Q 3. What is your father's name ?

Ans . my father's name is

Q 4. What does your father do ?

Ans. He is a

Q 5. How many sisters do you have?

Ans . I have..... Sisters.

Q 6. How many brothers do you have ?

Ans . I have brothers .

Q 7. Tell me about your family.

Ans . 1. My Mother' s name is Mrs.

2. She is a

3. My father's name is Mr.

4. He is a.....

5. I havesisters.

6. Her name is

7. I have Brothers.

8. His name is

Episode -27

Revision (special episode -4)

Q 1. What is your sister's name?

Ans. My sister's name is

Q 2. How old she?

Ans. She is

Q 3. What is your friend's name?

Ans . my friend's name is

Q 4 . how old is she ?

Ans . she is

Q 5. Where does she live ?

Ans. She lives in

Q 6 . which class is she in ?

Ans . she is in class

Q 7 . which school does she go to ?

Ans. She goes to

Q 8. Tell me about your friend.

Ans. 1. My friend's name is

2. She is

3. She lives in.....

4. She is in class.....

5. She goes to

Episode – 28

Revision (special episode -5)

English songs

Song 1 :

We learn English (rhyme)

I learn English, I learn English

So do you, so do you.

We will hear and speak it.

Read and Write too,

Read and Write too.

Song 2 :

Number song

One and two and three, four, five

Three, four, five

Three, four, five

Six and seven and eight, nine , ten

We learn to come together

Eleven and twelve and thirteen , fourteen , fifteen

thirteen, fourteen , fifteen

thirteen , fourteen , fifteen

sixteen and seventeen and eighteen , nineteen , twenty

you learn to come with me.

Song 3 :

Kallu's song

There is a girl. She has a dog.

And kallu is his's name ooo

Kallu kalllu kalllu kallu

And kallu is his's name ooo

There is a girl. She has a dog.

And kallu is his's name ooo

Kallu kalllu kalllu kallu (1 clap)

And kallu is his's name ooo

There is a girl. She has a dog.

And kallu is his's name ooo

Kallu kalllu kalllu kallu (2 clap)

And kallu is his's name ooo

There is a girl. She has a dog.

And kallu is his's name ooo

Kallu kallu Kallu kallu (3 clap)

And kallu is his's name ooo

There is a girl. She has a dog.

And kallu is his's name ooo

Kallu kallu kallu kallu (4 clap)

And kallu is his's name ooo

Song 4 – Thunder song

Thunder song

I hear thunder, I hear thunder.

So do you , so do you .

Petter patter rain drop, Petter patter rain drop .

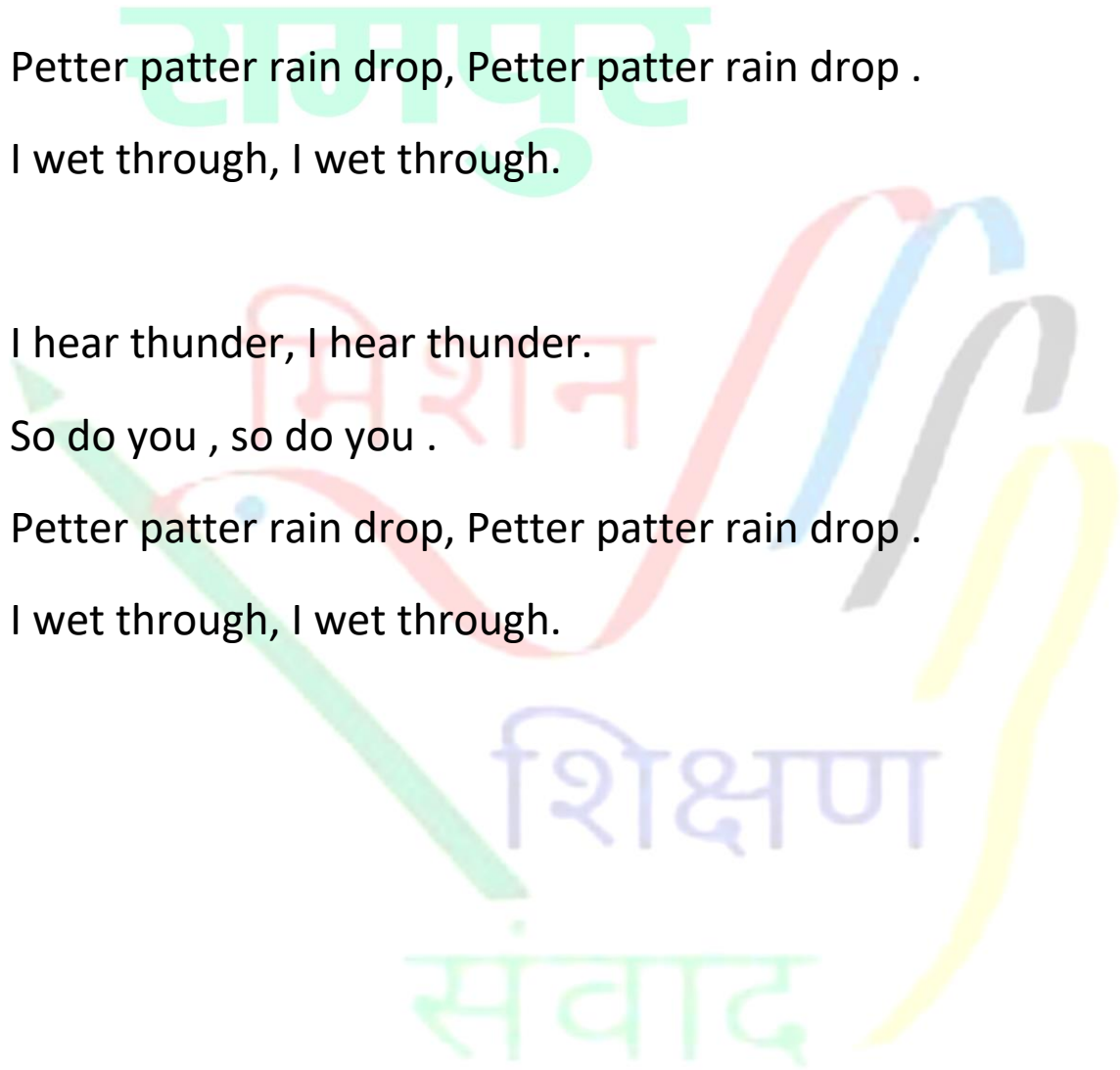
I wet through, I wet through.

I hear thunder, I hear thunder.

So do you , so do you .

Petter patter rain drop, Petter patter rain drop .

I wet through, I wet through.



Episode 29 (Special episode)

Imperative sentences

- | | |
|-----------------------------|------------------------|
| 1. Show me the black board. | मुझे श्यामपट्ट दिखाओ |
| 2. Show me the table. | मुझे मेज दिखाओ |
| 3. Show me the door. | मझे दरवाजे दिखाओ |
| 4. Open the door. | दरवाजा खोलो |
| 5. Open the window. | खिड़की खोलो |
| 6. Shut the door. | दरवाजा बंद करो |
| 7. Shut the window. | खिड़की बंद करो |
| 8. Stand up . | खड़े हो जाओ |
| 9. Sit down. | बैठ जाओ |
| 10. Clap your hand . | ओने हाथों से ताली बजाओ |

Use of “ Do you have”

Q 1. Do you have a pencil ?

Ans. No, I don't.

Q 2. Do you have a cycle ?

Ans. Yes I have.

Use of “ how many”

Q1. How many books do you have ?

Ans . I have five books.

Q2. How many pen do you have ?

Ans. I have two pens.

Activity : निम्न आदेशों को बच्चे करके दिखायेंगे

1. Shut the door.
2. Shut the window.
3. Show me your school bag.
4. Open your book .
5. Show me your ruler.

Activity: जोड़ी बनाकर बच्चे एक दूसरे से इंग्लिश में प्रश्न उत्तर करें

Q 1. Do you have a pen?

Ans . yes I do

Or

No , I don't .

Q 2. Do you have a book?

Ans. Yes , I do .

Q 3. Do you have brothers?

Ans. Yes , I have brothers.

Q 4. Do you have sisters?

Ans . yes , I have sisters .

Q 5. how many books do you have ?

Ans. I have books.

Q 6. How many note books do you have ?

Ans . I have note books.

Activity : एक – एक छात्र खड़े होकर इंग्लिश में बताये कि उसके पास क्या है ?

1. I have one ruler.
2. I have five books .
3. I have two sharpener.
4. I have.....
5. I have
6. I have
7. I have
- 8.

Episode – 30 (Special exercise)

Use of whose

Q 1. Whose book is this ?

Ans. This is salma's book.

Q2. Whose note book is this ?

Ans. This is my note book .

Or

This is her note book .

Q 3. Whose school bag is this ?

Ans. This is my school bag.

Q4. What do you have in your school bag ?

Ans. I have five books, three note books, two pencils, one ruler and one sharpener.

Q5. What does sallem in his school bag ?

Ans . he has one book , two note book , three pencils and one ruler .

Activity : जोड़ी बनाकर इंग्लिश में छात्र / छात्राएं एक दूसरे से प्रश्न – उत्तर करें |

यह किसका पेन है ?

Q1. Whose pen is this ?

Ans. This is my pen.

Or

This is savita's pen .

Or

This is her pen.

Or

This is ramu's pen .

Or this is his pen.

यह वस्तु किसकी है ?

Q2. Whose object is this?

Ans. This is her/his object.

Q 3. What is in your school bag?

Ans. I

have.....

Episode -31

Use of adverb words

Adverb words :

Clap ताली बजाना

Dance नाचना

Sing गाना

Eat खाना

Drink पीना

Sleep सोना

Questions and answers :

Q 1. What are you doing ?

Ans . I am eating .

Q 2. What is maya doing ?

Ans. She is sleeping.

Use of sentences of adverb words :-

- | | |
|------------------------------|------------------------|
| 1. 1.I am eating. | मैं खा रहा / रही हूँ। |
| 2. 2. She is drinking water. | वो पानी पी रही है। |
| 3. 3. Maya is sleeping. | माया सो रही है। |
| 4. 4. I am dancing. | मैं नाच रही / रहा हूँ। |
| 5. 5. Sunil is singing. | सुनील गा रहा है। |
| 6. 6. He is clapping. | वह ताली बजा रहा है। |

शिक्षक के लिए निर्देश : एक-एक बच्चे को खड़ा कर प्रश्न-उत्तर करें। बच्चों से क्रिया की एक्टिंग टीचर करायें।

Q 1. What are you doing ?

Ans. I am eating .

Q 2. What are you doing ?

Ans. I am drinking water .

Q 3. What is she doing ?

Ans. She is dancing.

Q 4. What is he doing ?

Ans. He is sleeping .

निर्देश : टीचर जी बच्चों को निम्न प्रश्नों का अभ्यास कराये ।

Q 1. What are you doing ?

Ans . I am

Q 2. What is he doing ?

Ans. he is

Q 3. What is she doing ?

Ans . she is

Episode -32

Repeation of episode – 28

English songs

Song 1 :

We learn English (rhyme)

I learn English, I learn English

So do you, so do you.

We will hear and speak it.

Read and Write too,

Read and Write too.

Song 2 :

Number song

One and two and three, four, five

Three, four, five

Three, four, five

Six and seven and eight, nine , ten

We learn to come together

Eleven and twelve and thirteen , fourteen , fifteen

thirteen, fourteen , fifteen

thirteen , fourteen , fifteen

sixteen and seventeen and eighteen , nineteen , twenty

you learn to come with me.

Song 3 :

Kallu's song

There is a girl. She has a dog.

And kallu is his's name ooo

Kallu kalllu kalllu kallu

And kallu is his's name ooo

There is a girl. She has a dog.

And kallu is his's name ooo

Kallu kalllu kalllu kallu (1 clap)

And kallu is his's name ooo

There is a girl. She has a dog.

And kallu is his's name ooo

Kallu kalllu kalllu kallu (2 clap)

And kallu is his's name ooo

There is a girl. She has a dog.

And kallu is his's name ooo

Kallu kallu Kallu kallu (3 clap)

And kallu is his's name ooo

There is a girl. She has a dog.

And kallu is his's name ooo

Kallu kallu kallu kallu (4 clap)

And kallu is his's name ooo

Song 4 – Thunder song

Thunder song

I hear thunder, I hear thunder.

So do you , so do you .

Petter patter rain drop, Petter patter rain drop .

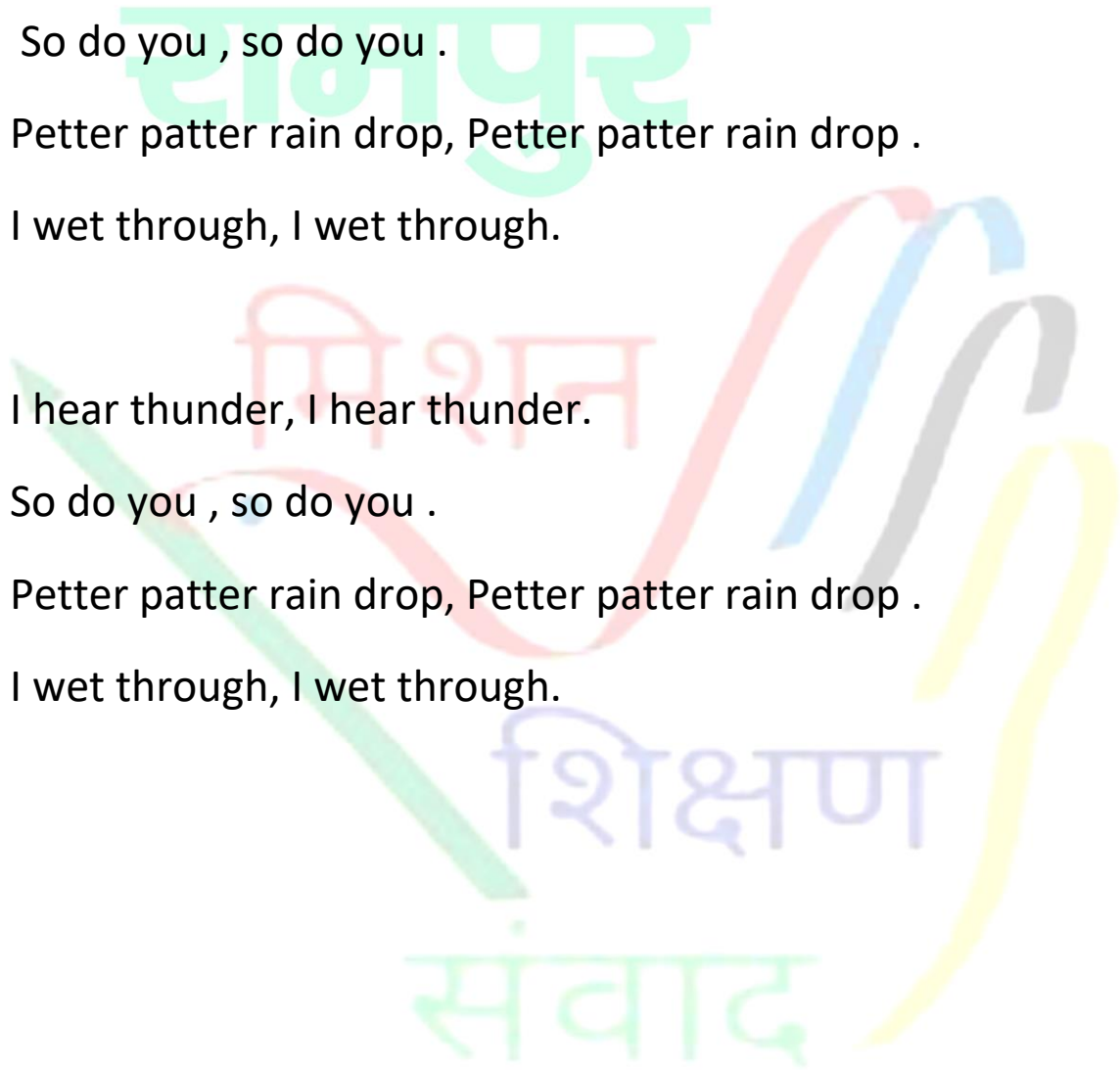
I wet through, I wet through.

I hear thunder, I hear thunder.

So do you , so do you .

Petter patter rain drop, Petter patter rain drop .

I wet through, I wet through.



Episode – 33

Revision work

Use of ing:

1. Eat	Eating	खाना
2. Drink	Drinking	पीना
3. Cook	Cooking	खाना पकाना
4. Clap	Clapping	ताली बजाना
5. Sing	Singing	गाना
6. Dance	Dancing	नाचना
7. Sleep	Sleeping	सोना
8. Jump	Jumping	कूदना
9. Fight	fighting	लड़ना
10. Climb	Climbing	चढ़ना
11. Play	Playing	खेलना

Questions and Answers :

Q 1. What are you doing ?

Ans. I am cooking.

Q 2. What is she doing ?

Ans. She is sleeping .

Q 3. What are they doing ?

Ans. They are playing .

Episode – 34

Visit of the Patna Zoo (Part-1)

Animals (जानवर)

Elephant	हाथी
Giraffe	जिराफ
Zebra	चितीदार घोड़ा
Lion	शेर
Tiger	चीता
Horse	घोड़ा
Camel	ऊँट
Goat	बकरी
Hippo	दरियाई घोड़ा
Bear	भालू
Deer	हिरन

These are animals.	ये जानवर हैं
The elephant has big ears.	हाथी के बड़े कान हैं
The Giraffe has a long neck.	जिराफ की गर्दन लम्बी है
It has long legs.	उसकी लम्बी टांगे हैं
Zebra ha black and white strips.	चितीदार घोड़ा के काली और सफेद पट्टियां हैं
It is like horse.	यह घोड़े की तरह है
The elephant is big .	हाथी बड़ा है

Birds (पक्षी) :

Parrot	तोता
Peacock	मोर
Ostrich	शुतुरमुर्ग
Owl	उल्लू
Cock	मुर्गा
Hen	मुर्गी
Crow	कौआ
Pigeon	कबूतर
Duck	बत्तख
Sparrow	गौरिया
Eagle	चील
Bulbul	बुलबुल

These are birds

Parrot is green.

Peacock is our national bird.

Crow is black.

Duck live in water.

Owl see in night.

निर्देश : टीचर जी हिंदी में वाक्य बोलेंगे छात्र उन्हें अंग्रेजी में बनायेंगे।

1. उसकी आँखें छोटी हैं।

.....

2. उसके पैर लम्बे हैं।

.....

3. उसकी गर्दन लम्बी है।

.....

4. मोर हमारा राष्ट्रीय पक्षी है।

.....

5. तोता हरा है।

.....

Episode -35

Visit of Patna Zoo (Part-2)

Activity: इस गतिविधि में बीरबल जो बोलेगा सभी बच्चे वो करेंगे |

बीरबल बोले : clap your hand .

Shut your eyes.

Touch your legs.

Touch your ears .

बीरबल बोले : open your eyes.

Stand up .

Sit down.

बीरबल बोले : walk .

Come back .

Note :- अगर टीचर जी बीरबल बोले बिना सीधे कोई निर्देश तो students को वो आदेश नहीं मानना है |

जैसे : Touch your ears .

Sit down.

निर्देश : टीचर जी एक –एक बच्चे को खड़ा करेंगे | टीचर जी हिंदी में एक आदेश कहेंगी | एक बच्चा उठेगा और वह उस आदेश को english में बोलेगा | बाकि

सब students उस आदेश का पालन करेंगे |

1. खड़े हो जाओ | 1.
2. ताली बजाओ | 2.
3. आँखें बंद करो | 3.
4. अपनी आँखें खोलो | 4.
5. अपने कान छूओ | 5.
6. अपने पैर छूओ | 6.
7. ऊपर – नीचे कूदो | 7.
8. बैठ जाओ | 8.

Episode – 36

Revision

Q 1. What is she doing ?

Ans. She is climbing a tree.

Q 2. What is he doing ?

Ans . he is sleeping.

Q 3. What are you doing ?

Ans. I am eating .

Q 4. What are they doing ?

Ans. They are fighting.

निर्देश : टीचर जी students को एक कार्ड दिखायेगे | किसी student को खड़ा कर उस picture के बारे में english में पूछेंगे |

आशा कुछ खा रही है	Q 1. What is she doing ? Ans. She is eating.
संतोष सो रहा है	Q 2. What is he doing? Ans. He is sleeping.
रंजना गा रही है	Q 3. What is she doing? Ans. She is singing.
आशा नाच रही है	Q 4. What is she doing ? Ans. She is dancing.
आशा पेड़ पर चढ़ रही है	Q 5. What is she doing? Ans. She is climbing a tree.
दीपू खेल रहा है	Q6. What is he doing? Ans. He is playing.
दो कुत्ते झगड़ रहे हैं	Q 7. What are they doing? Ans. They are fighting.

Zoo song

Patna city has a zoo. Ae I ae I ooo

And in that zoo there are some tigers. Ae I ae I ooo

Is tiger here, and tiger there

Here tiger, There tiger , everywhere is tiger , tiger.

Patna city has a zoo. Ae I ae I ooo

And in that zoo there are some lions. Ae I ae I ooo

Is lion here, and lion there

Here lion, There lion , everywhere is lion , lion .

Patna city has a zoo. Ae I ae I ooo

And in that zoo there are some monkeys. Ae I ae I ooo

Is monkey here, and monkey there

Here monkey, There monkey , everywhere is monkey , monkey .

Patna city has a zoo. Ae I ae I ooo

And in that zoo there are some zebras. Ae I ae I ooo

Is zebra here, and zebra there

Here zebra, There zebra , everywhere is zebra , zebra .

Patna city has a zoo. Ae I ae I ooo

And in that zoo there are some animals. Ae I ae I ooo

Is tiger here, and tiger there

Here tiger, There tiger , everywhere is tiger , tiger.

Patna city has a zoo. Ae I ae I ooo

And in that zoo there are some tigers. Ae I ae I ooo

With tiger here, and tiger there

Here tiger, There tiger , everywhere is tiger , tiger.

with monkey here, and monkey there

Here monkey, There monkey , everywhere is monkey , monkey .

with zebra here, and zebra there

Here zebra, There zebra , everywhere is zebra , zebra .

Patna city has a zoo. Ae I ae I ooo

Episode – 37

Use of can and can't

1. I can dance. मैं नाच सकता / सकती हूँ।
2. I can play. मैं खेल सकता / सकती हूँ।
3. I can cook. मैं खाना बना सकता / सकती हूँ।
4. I can sing मैं गा सकता / सकती हूँ।
5. I can speak English. मैं अंग्रेजी बोल सकता / सकती हूँ।
6. I can't draw picture. मैं चित्र नहीं बना सकता / सकती हूँ।
7. I can't write Urdu. मैं उर्दू नहीं लिख सकता / सकती हूँ।
8. I can't read Sanskrit. मैं संस्कृत नहीं पढ़ सकता / सकती हूँ।

Q 1. Can you climb a tree ?

Ans. No, I can't.

Q 2. Can you make tea?

Ans. Yes , I can.

Q 3. Can you speak English?

Ans. Yes, I can.

Q 4. Can you sing ?

Ans. Yes , I can.

Q 5. Can you cook ?

Ans. Yes, I can.

Q 6 . Can you draw picture?

Ans. No, I can't.

Q 7. Can you write urdu ?

Ans. No I can't.

Q8. Can you read Sanskrit?

Ans. No, I can't.

Episode -38

Use of can / can't

Teacher: Tell me three thing you can do?

Boy: I can cook.

I can sing.

I can speak English.

Teacher: Tell me three thing you can do?

Girl: I can dance.

I can draw.

I can read Hindi.

Teacher: Tell me about one thing you can do?

Boy : I can't climb a tree.

Teacher: Tell me about one thing you can do?

Girl : I can't cook.

Activity: Teacher जी एक लड़का या लड़की को खड़ा करके

निम्नलिखित प्रश्न पूछेंगे |

Q 1. Tell me about one thing you can do?

Q 2. Tell me about two thing you can do?

Q 3. Tell me about some thing you can do?

Episode – 39

Practice

1. My mother can speak Hindi .
2. She can sing.
3. She can dance.
4. She can't draw.
5. My brother can speak English .
6. He can cook.
7. He can draw .
8. He can't play cricket .

निर्देश :- एक लड़का / लड़की खड़े होकर बताइए कि उसकी माँ क्या-क्या कर सकती है ?

My mother can cook.
She can sing .

कोई दूसरा लड़का / लड़की खड़े होकर बताइए कि उसकी बहन क्या-क्या कर सकती है ?

My sister can dance.
She can make a tea.

एक लड़का/लड़की खड़े होकर बताइए कि उसके पिताजी क्या-क्या कर सकते हैं ?

My father can speak hindi.
He can sing.

एक लड़का/लड़की खड़े होकर बताइए कि उसका भाई क्या-क्या कर सकता है ?

My brother can speak in English.
He can play cricket.

Episode – 40

Use of like

1. I like to read books. मैं पुस्तकें पढ़ना पसंद करता हूँ।
2. I like to sing. मैं गाना पसंद करता हूँ।
3. I like to cook. मैं खाना पकाना पसंद करता हूँ।
4. I like to play . मैं खेलना पसंद करता हूँ।
5. I like to draw. मैं चित्र बनाना पसंद करता हूँ।
6. I like to swim. मैं तैरना पसंद करता हूँ।
7. I like to write. मैं लिखना पसंद करता हूँ।
8. I like to dance. मैं नाचना पसंद करता हूँ।

Q 1. What do you like to do?

Ans. I like to sing.

Q 2. Tell me two thing you like to do ?

Ans. I like to draw.
I like to sing.

Activity : टीचर जी एक –एक बच्चे को खड़ा करके उनसे निम्न प्रश्नों को पूछेंगे।

Q 1. What do you like to do?













Q 2. Tell me one thing you like to do ?

Episode -41

SPECTRUM MUMBAI
All Images are Protected by © Copyright Act

DOMESTICATED ANIMALS - 1

CHART NO. 118
www.spectrumchart.com





















HORSE  घोडा घोडा	OX  बैल बैल	COW  गाय गाय	CAMEL  ऊँट ऊँट
DOG  कुत्ता कुत्ता	RABBIT  खरगोश खरगोश	SHEEP  भेड़ भेड़	BUFFALO  भैंस भैंस
DONKEY  गाढव गाढव	GOAT  बकरी बकरी	PIG  सुअर सुअर	CAT  बिल्ली बिल्ली

Animal pictures

SPECTRUM MUMBAI
All Images are Protected by © Copyright Act

ANIMALS - 1

CHART NO. 117
www.spectrumchart.com

LION  सिंह सिंह	TIGER  बाघ बाघ	JAGUAR  जैगुआर जैगुआर	LEOPARD  तेंदुआ तेंदुआ	CHEETAH  चीता चीता
HORSE  घोडा घोडा	CHIMPANZEE  चिम्पांजी चिम्पांजी	GIRAFFE  जिराफ जिराफ	ELEPHANT  हाथी हाथी	KANGAROO  कंगारू कंगारू
DEER  हिरण हिरण	CAMEL  ऊँट ऊँट	GORILLA  गोरिल्ला गोरिल्ला	ZEBRA  जेब्रा जेब्रा	FOX  लोमड़ी लोमड़ी
BISON  जंगली बैल जंगली बैल	WOLF  भेड़िया भेड़िया	RHINOCEROS  गैंडा गैंडा	HIPPOTAMUS  दरियाई घोडा दरियाई घोडा	BEAR  भालू / शीछ भालू / शीछ

Episode – 42

What do you like to do (Revision)

Q 1. What do you like to do?

Ans. I like to read books. मैं पुस्तकें पढ़ना पसंद करता हूँ।

I like to sing. मैं गाना पसंद करता हूँ।

I like to cook. मैं खाना पकाना पसंद करता हूँ।

I like to play . मैं खेलना पसंद करता हूँ।

I like to draw. मैं चित्र बनाना पसंद करता हूँ।

I like to swim. मैं तैरना पसंद करता हूँ।

I like to write. मैं लिखना पसंद करता हूँ।

I like to dance. मैं नाचना पसंद करता हूँ।

I like to sleep मैं सोना पसंद करता हूँ।

Q 2. What do you like to do?

Ans. 1.

2.

.....

3.

.....

4.

.....

5.

.....

Episode – 43

What do you have in you bag?

Q 1. What do you have in you bag ?

Ans. I have some note books , a tooth paste , a tooth brush , a soap and a towel.

Q 2. What do you have in you bag ?

Ans. I have some shirts , two pants , a cap and a comb.

अब आप की बारी :

कुछ शब्द अंग्रेजी और हिंदी में एक समान है।

English

Hindi

Tooth brush

टूथ ब्रश

Tooth paste

टूथ पेस्ट

Pants

पैंट्स

Glass

ग्लास

निम्न शब्दों को अंग्रेजी में मेरे साथ बोलो :

कंघा

Comb

साबुन

Soap

टोपी

Cap

कपड़े

Cloths

नाश्ता

Breakfast

दोपहर का भोजन

Lunch

रात का भोजन

Dinner

Episode -44

What I can see ?

Q 1. Can you see a bag?

Ans. Yes, I can.

Or

No , I can't.

Q 2. Can you see a girl?

Ans. Yes, I can.

Or

No , I can't.

1. I can see a tree.
2. I can see a hill.

Activity : निम्न वाक्यों को अध्यापक जी के बाद बोलो और इन्हीं वाक्यों की तरह एक वाक्य बनाओ ।
जिस वास्तु / चीज को तुम देख सकते हो ।

1 . मुझे एक लड़का दिखाई दे रहा है ।

I can see a boy .

2 . मुझे एक लड़की दिखाई दे रही है ।

.....

3 . मुझे एक मेज दिखाई दे रही है ।

.....

4 . मुझे एक अध्यापक दिखाई दे रहा है ।

.....

Activity : एक छात्र खड़े होकर निम्न प्रश्नों का उत्तर अंग्रेजी में दें-

Q 1. Can you see a school bag?

Ans. Yes , I can.

Or

No, I can't

Q 2. Can you see a boy?

Q 3. Can you see a tree?

Episode – 45

Practice day

Q 1. What will you eat for breakfast?

Ans. I will eat halva .

Q 2. What will you eat for lunch?

Ans . I will eat Roti and Sabji.

Q 3. What will you eat for dinner?

Ans. I will eat rice and dal.

आपकी बारी : घंटी बजने पर एक लड़का / लड़की खड़े होकर प्रश्नों का उत्तर अंग्रेजी में दें।

Q1. What will you eat for dinner?

Q 2. What will you eat for lunch?

Q 3. What will you eat for breakfast?

पांच फलों के नाम अंग्रेजी में बताए ?

1..... 2.3. 4. 5.

निम्न फलों के नाम हिंदी में बोलो ?

Grapes, Mango, Apple, Guava , Banana.

पांच और फलों के नाम अंग्रेजी में बताये ?

1..... 2.3. 4. 5.

निम्न फलों के नाम अंग्रेजी में लिखिए :-

अमरुद तरबूज केला सेब

अनानास मुसम्मी पपीता

संतरा अंगूर आम

Episode – 46

What do you want to eat/drink

Q 1. What do you want to eat ?

Ans . I want to eat samosa.

Q 2. What do you want to drink ?

Ans . I want to drink tea.

- | | |
|-----------------------------------|-----------------------------------|
| 1. I want to eat gulab jamun. | मैं गुलाब जामुन खाना चाहता हूँ। |
| 2. I want to eat puri and sabji . | मैं पूरी और सब्जी खाना चाहता हूँ। |
| 3. I want to drink coffee. | मैं कॉफ़ी पीना चाहता हूँ। |
| 4. I want to drink milk . | मैं दूध पीना चाहता हूँ। |
| 5. I want drink water. | मैं पानी पीना चाहता हूँ। |

आपकी बारी :- घंटी बजने पर कोई एक लड़का / लडकी खड़े होकर निम्न प्रश्नों का अंग्रेजी में उत्तर दें।

Q 1. What do you want to eat?

Q 2. What do you want to drink?

Episode – 47

Please give me

1. Please give me two biscuits.
2. Please give me a laddu.
3. Please give me some coffee.
4. Please give me some milk.

..... Thank you !!

आपकी बारी : तुम सब मेरे बाद एक साथ बोलो |

१. कृपया मुझे जलेबी दें |
Please give me a jalebi.
२. कृपया मुझे दूध दें |
Please give me some milk.
३. कृपया मुझे पांच गुलाब जामुन दें |
Please give me five gulab jamun.

नोट :- गिनने वाली वस्तुओं में (a, two) लगाते हैं , अनगिन वस्तुओं में some का प्रयोग करते हैं |

घंटी बजने पर एक लड़का / लड़की खड़े होकर अंग्रेजी में बोले|

- १ . कृपया मुझे बिस्कुट दें |

Please give me a biscuit.

- २ . कृपया मुझे सब्जी दें |

Please give me some sabji.

3. कृपया मुझे एक पुस्तक दें |

Please give me a book.

Episode -48

Practice day (use of where)

Q 1. Where do you live?

Ans. I live in.....

Q 2. Where does your friend live?

Ans. She / He live in

Q 3. Where is your bag ?

Ans. It is in the bus.

Q 4. Where is your book?

Ans. It is on the table.

Q 5. where is your pencil?

Ans. It is under the book.

Activity : दो बच्चे जोड़ी बनाकर एक दूसरे से प्रश्न –उत्तर करें।

Q 1. Where is your book?

Q 2. Where is your pencil?

Q 3. Where is your bag ?

कुछ फलों के नाम जो तुमने पिछले पाठों में सीखा है। उनके नाम , हिंदी में लिखे है आप को अंग्रेजी में लिखने है।

अमरुद केला अनानास

मुसम्मी पपीता सेब

संतरा आम अंगूर तरबूज

Jalebi song

Five jalebies in the halvai shop .

Big and round with sugar on top.

A long came asha with some money one day .

Put jalebi and took it on way.

Four jalebies in the halvai shop .

Big and round with sugar on top.

A long came beenu with some money one day .

Put jalebi and took it on way.

Three jalebies in the halvai shop .

Big and round with sugar on top.

A long came razia with some money one day .

Put jalebi and took it on way.

Two jalebies in the halvai shop .

Big and round with sugar on top.

A long came ranjana with some money one day .

Put jalebi and took it on way.

One jalebi in the halvai shop .

Big and round with sugar on top.

A long came raju with some money one day .

Put jalebi and took it on way.

Episode – 49

What do you want

Q 1. What do you want to do ?

Ans. I want to swim.

Q 2. What do you want to do ?

Ans. I want to read.

Q 3. What do you want to do ?

Ans. I want to sing.

- | | |
|---------------------|----------------------|
| 1. I want to read. | मैं पढ़ना चाहता हूँ। |
| 2. I want to sing. | मैं गाना चाहता हूँ। |
| 3. I want to drink. | मैं पीना चाहता हूँ। |
| 4. I want to dance. | मैं नाचना चाहता हूँ। |
| 5. I want to play. | मैं खेलना चाहता हूँ। |

आपकी बारी :- घंटी बजने पर एक लड़का / लडकी खड़े होकर अंग्रेजी में उत्तर दें।

Q 1. What do you want to do ?

.....

Q . What do you want to do ?

.....

निम्न वाक्यों को मेरे बाद तुम सब एक साथ बोलो |

1. I want to dance. 2. We want to dance. 3. He want to dance.

Episode – 50

Use of put on

Words : Put on पहनना

Cap टोपी

Shoes जूते

Shirt कमीज

Bangles चूड़िया

आपकी बारी : - लड़के और लड़की खड़े होकर निम्न आदेश की सहायता से अभिनय करें

1. Put on your pant. अपनी पैंट पहने |
2. Put on your shirt. अपनी शर्ट पहने |
3. Put on your shoes. अपने जूते पहने |
4. Put on your cap. अपनी टोपी पहने |
5. Put on your saree. अपनी साड़ी पहने |
6. Put on your bangles. अपनी चूड़िया पहने |

घंटी बजने पर एक लड़का / लड़की खड़े होकर अंग्रेजी में निम्न एक शब्द की सहायता से वाक्य बनाएँ |

1. Cap This is my cap.
2. Shoes This is my father's shoes.
3. Bangles This is my mother's bangles.

Episode – 51

Practice day

1. Do you have anything?
क्या तुम्हारे पास कोई चीज है ?
2. Do you want to anything?
क्या तुम्हें कोई चीज चाहिए ?

Q 1. Do you have a brother?

Ans. Yes , I do .

Q 2. Do you have a book ?

Ans. Yes , I do .

Q 3. Do you want to sleep?

Ans. No , I don't.

Q 4. Do you want to some chips?

Ans. Yes , I do.

Activity :- घंटी बजने पर कोई दो लड़के / लड़की खड़े हो , एक प्रश्न पूछे और दूसरा उत्तर दें |

Q 1. Do you have a pen ?

Ans.

Q 2. Do you want to pen ?

Ans.

Q 3. Do you have a cap?































Ans.

Q 4. Do you want to cycle?

Ans.

Episode -52

Fruits and vegetables (फल और सब्जियां)

PICTORIAL FRUITS CHART				
 APPLE सेब	 MANGO आम	 ORANGE अमर	 POMEGRANATE अमर	 GRAPE FRUIT वीनफ्रूट
 BANANA बैनाना	 GRAPES अंगूर	 GUAVA अमर	 CHICKOO चिकू	 PEACH आम
 PEAR पारफर	 BLACKBERRY ब्लैकबेरी	 LOQUAT लोकवट	 LITCHI लिची	 STRAWBERRY स्ट्रॉबेरी
 APRICOT अप्रिकोट	 JUJUBE (Berry) जुजुबे	 CUSTARD-APPLE कस्टर्डअपल	 KIWI कीवी	 CHERRY चेरी
 PLUM प्लम	 CONCORD GRAPES कॉन्कोर्ड अंगूर	 CITRON सिट्रॉन	 RASPBERRY रस्पेरी	 MULBERRY मलबेरी
 PINE-APPLE पाइनअपल	 PAPAYA पापया	 WATERMELON वॉटरमेलॉन	 COCONUT कोकोनट	 MUSK MELON मस्कमेलॉन

Q 1. Which fruits do you like?































Ans. I like mango , banana and orange.

Q 2. Which fruits do you like ?

Ans.

PICTORIAL VEGETABLES CHART



				
CUCUMBER खीरा	BRINJAL बैंगन	TOMATO टमाटर	PEAS मटर	RADISH मूली
				
BEET चुकन्दर	TINDA टिन्दा	RIDGE-GOURD (TURAI) तुरई	POTATO आलू	MUSHROOM खुश्की
				
CABBAGE बन्दगोभी	PUMPKIN सीताफल	BOTTLE GOURD लौकी	CAULIFLOWER फूलगोभी	TARO (KACHALU) कचालू
				
ARUM अरुई (अरवी)	LOTUS-STEM कमल ककड़ी	JACKFRUIT कटहल	BITTER GOURD करेला	PARMAL परमल
				
BEANS सेमफली	धनियाँ CORIANDER LEAVES पुदीना MINT	SPINACH पालक	OKRA (LADY'S FINGER) भिन्डी	CARROT गाजर
				
CHILLIES मिर्ची	नींबू LEMON अदरक GINGER	CAPSICUM शिमला मिर्च	TURNIP शलजम	लहसुन GARLIC प्याज़ ONION

Q 1. Which vegetables do you like?

Ans. I like lady finger , brinjal and capsicum.

Q 2. . Which vegetables do you like?

Aans.

Episode – 53

Want to do/Like to do

आओ एक खेल खेलें : वस्तु देखकर बताओ वो क्या करना चाहता है ।

(Asha want ghungharu .)

Q . what does she want to do?

Ans. She want to dance.

(Deenu want to bat.)

Q . what does he want to do ?

Ans. He want to play cricket.

(Deenu want a spoon .)

Q . what does he want to do ?

Ans. He want to eat.

(Asha want a pen .)

Q . what does he want to do ?

Ans. She want to write .

(Sunita mosi want a book .)

Q . what does he want to do ?

Ans. She want to read.

Q 1. What does your father like to do ?

Ans. My father likes to

Q 2. What does your friend like to do ?

Ans. He / she likes to

Q 3 . What does your sister like to do ?

Ans. She like to

Q 4. What does your brother like to do ?

Ans.

Activity : vehicle name सम्बंधित वाक्यों में प्रयोग करें |

1. I can see a bus. It is blue.
2. Look at this vehicle. That is a tampoo.
3. I can see a rikshaw.
4. I can see a bull cart.

Q. write 10 vehicle's name ?

Ans. 1. 6.....
2..... 7.....
3..... 8.....
4..... 9.....
5..... 10.....



VEHICLES



TONGA



CAMEL CART



CYCLE RIKSHAW



BULLOCK CART



BICYCLE



MOPED



SCOOTER



MOTOR CYCLE



AUTORIKSHAW



AUTO CARRIER



CAR



VAN



JEEP



LORRY



TRACTOR



TANKER



BUS



ELECTRIC TRAIN



TRAIN



METRO RAIL



HELICOPTER



CARGO SHIP



BOAT



PASSENGER SHIP



AEROPLANE



Episode -54

practice day

1. I can sing. मैं गा सकती हूँ।
2. I like to sing. मुझे गाना अच्छा लगता है।
3. I want to sing. मैं गाना चाहती हूँ।
4. She can read . वह पढ़ सकती है।
5. She like to read. उसे पढ़ना अच्छा लगता है।
6. She wants to read. वह पढ़ना चाहती है।
7. He can draw. वह चित्र बना सकता है।
8. He likes to draw. वह चित्र बनना पसंद करता है।
9. He wants to draw. वह चित्र बनाना चाहता है।

For practice : Fiil verbs in the following sentences.

1. I can.....
2. I like to.....
3. I want to
4. She can
5. She like to
6. She wants to
7. He can
8. He likes to
9. He wants to

Episode -55 (Practice day)

आओ खेल खेलें :- इस खेल में पहला बच्चा एक sentence बोलेगा , दूसरा बच्चा पहले वाले बच्चे के sentence के साथ अपने sentence को जोड़ के बोलेगा | तीसरा बच्चे द्वारा बोले sentences के साथ अपने sentence को जोड़ के बोलेगा | चौथा बच्चा तीसरे बच्चे द्वारा बोले sentences के साथ अपने sentence को जोड़ के बोलेगा |

1. Veena : I can dance.
Asha : she can dance.
I can draw.

Raju : she can dance.

She can draw

I can sing.

Madhvan : she can dance.

She can draw.

He can sing.

I can cook.

2. Asha : I can't speak Russian.

Raja : she can't speak Russian.

I can't jump.

Veena : she can't speak Russian .

He can't jump.

I can't climb a tree.

Madhvan : she can't speak Russian .

He can't jump.

She can't climb a tree.

I can't draw.

खेल : टीचर जी मे कुछ शब्द (क्रियाएँ) हिंदी मे बोलूंगी / बोलूंगा , आप उसकी अंग्रेजी बताओगे |

नाचना

.....

गाना

बोलना

पढ़ना

चित्र बनाना

लिखना

चलना

कूदना

.चढ़ना

टीचर जी बच्चों से कुछ प्रश्नों करेंगे | बच्चे उनका उत्तर देंगे और लिखेंगे भी |

Q 1. Can you see a table?

Ans.....

Q 2. Can you see an elephant?

Ans.

Q 3. Tell me something you can do?

Ans.

Q 4. Tell me something you can't do?

Ans.

Q 5. Tell me something your friend do?

Ans.

Q 6. Tell me something your friend can't do?

Ans.....

आपकी बारी : टीचर जी कुछ क्रियाओं के नाम इंग्लिश में बोलेंगे तुम्हें उनकी हिंदी बतानी है और लिखनी भी है।

Dance

Jump

Sing

Speak

Read

Draw

Cook

Write

Play

Eat

Drink

Sleep

Climb



Episode – 56

Special practice lesson

Q 1. What do you like to eat ?

Ans. I like to eat mangoes.

I like to eat laddu.

Q 2. What does your friend like to eat?

Ans. She like to eat potatoes.

Q3. What does you like to drink?

Ans. I like to drink milk.

Q4.what does your father like to drink?

Ans. He likes to drink tea.

Pair work :- टीचर जी दो- दो बच्चों के जोड़े बनाकर उनसे निम्न प्रश्न एक-दुसरे से पूछने को कहें |

Q 1. What do you like to eat .

Q2. What do you like to drink ?

Q3. What does your friend like to eat?

Q4. What does your friend like to drink?

Episode – 57

Special practice

Q1. What do you want to do?

Ans. I want to play cricket.

Q2. What do you want to eat?

Ans. I want to eat a banana.

Q3. What do you want to drink.

Ans. I want to drink milk.

Pair work :- टीचर जी दो- दो बच्चों के जोड़े बनाकर उनसे निम्न प्रश्न एक-दूसरे से पूछने को कहें |

Q1. What do you want to do?

Q2. What do you want to eat?

Q3. What do you want to drink?

Activity : अब शिक्षक / शिक्षिका पप्रत्येक बच्चे से निम्न प्रश्न पूछे और बच्चे इक उत्तर बोलेंगे और लिखेंगे |

Q1. What do you want to do?

Ans.

Q2. What do you want to eat?

Ans.

Q3. What do you want to drink?

Ans.....

Q4. What do your friend wants to eat?

Ans.....

Episode -58 (Special song practice)

Zoo song

Patna city has a zoo. Ae I ae I ooo

And in that zoo there are some tigers. Ae I ae I ooo

Is tiger here, and tiger there

Here tiger, There tiger , everywhere is tiger , tiger.

Patna city has a zoo. Ae I ae I ooo

And in that zoo there are some lions. Ae I ae I ooo

Is lion here, and lion there

Here lion, There lion , everywhere is lion , lion .

Patna city has a zoo. Ae I ae I ooo

And in that zoo there are some monkeys. Ae I ae I ooo

Is monkey here, and monkey there

Here monkey, There monkey , everywhere is monkey , monkey .

Patna city has a zoo. Ae I ae I ooo

And in that zoo there are some zebras. Ae I ae I ooo

Is zebra here, and zebra there

Here zebra, There zebra , everywhere is zebra , zebra .

Patna city has a zoo. Ae I ae I ooo

And in that zoo there are some animals. Ae I ae I ooo

Is tiger here, and tiger there

Here tiger, There tiger , everywhere is tiger , tiger.

Patna city has a zoo. Ae I ae I ooo

And in that zoo there are some tigers. Ae I ae I ooo

With tiger here, and tiger there

Here tiger, There tiger , everywhere is tiger , tiger.

with monkey here, and monkey there

Here monkey, There monkey , everywhere is monkey , monkey .

with zebra here, and zebra there

Here zebra, There zebra , everywhere is zebra , zebra .

Patna city has a zoo. Ae I ae I ooo

Jalebi song

Five jalebies in the halvai shop .

Big and round with sugar on top.

A long came asha with some money one day .

Put jalebi and took it on way.

Four jalebies in the halvai shop .

Big and round with sugar on top.

A long came beenu with some money one day .

Put jalebi and took it on way.

Three jalebies in the halvai shop .

Big and round with sugar on top.

A long came razia with some money one day .

Put jalebi and took it on way.

Two jalebies in the halvai shop .

Big and round with sugar on top.

A long came ranjana with some money one day .

Put jalebi and took it on way.

One jalebi in the halvai shop .

Big and round with sugar on top.

A long came raju with some money one day .

Put jalebi and took it on way.

Episode -59

Use of participle form

Q1. What are you doing?

Ans. I am singing.

Q2. What are you doing?

Ans. I am clapping.

चिड़ियाघर की चर्चा

Q1. Can you see the tiger?

Ans. I can see three tigers. They are eating.

Q2. What are monkeys doing?

Ans. They are jumping. They are climbing a tree. They are playing.

Q3. What are the lion doing?

Ans. The lion is sleeping.

Q4. Look at Radha what is she doing?

Ans. She is eating.

Activity : Teacher बच्चों से हिंदी में प्रश्न करें और उस प्रश्न को अंग्रेजी में बताएँ ।

1. लड़के क्या कर रहे हैं ? 1.....
2. वह क्या कर रही है ? 2.....
3. तुम क्या कर रही हो ? 3.....
4. वे क्या कर रहे हैं ? 4.....
5. लड़कियाँ क्या कर रही हैं? 5

Episode – 60 (special practice)

I can , I want , I like

1. I can play cricket.
I like to play cricket.
I want to play cricket.

2. He can read.
He like to read.
He wants to read.

3. she can draw.
He likes to draw.
She wants to draw.

अब आपकी बारी : घंटी बजने पर एक लड़का / लड़की खड़े होकर टीचर जी द्वारा बोले वाक्य को हिंदी में उत्तर देगा / देगी |

1. I want to eat.
.....
2. She wants to play kho-kho.
.....
3. I can speak English.
.....
4. He can draw.
.....
5. I like to dance.
.....
6. She like to swim.
.....

घंटी बजने पर एक लड़का / लड़की खड़े होकर टीचर जी द्वारा बोले वाक्य को हिंदी में उत्तर देगा / देगी।

१. मुझे चाय पीना अच्छा लगता है।
२. वो पेड़ पर चढ़ सकती है।
३. वो लड्डू खाना चाहता है।
४. मैं क्रिकेट खेलना चाहती हूँ।
५. वो हिंदी में लिख सकता है।
६. उसे पढ़ना अच्छा लगता है।
७. उसे तैरना अच्छा लगता है।
८. मुझे गुल्ली-डंडा खेलना अच्छा लगता है।
९. उसे पंजाबी बोलना आती है।
१०. मैं नाचना चाहती / चाहता हूँ।
११. उसे चित्र बनाना आता है।
१२. उसे गाना अच्छा लगता है।
१३. मुझे क्रिकेट खेलना है।

शिक्षण
संवाद

Episode -61

Days and Time

Names of days :

Monday मंडे सोमवार

Tuesday ट्यूसडे मंगलवार

Wednesday वेडनेसडे बुधवार

Thursday थर्सडे गुरूवार

Friday फ्राइडे शुक्रवार

Saturday सैटरडे शनिवार

Sunday संडे रविवार

Q 1. What is the the time?

Ans. It is 10 o'clock.

Q2. How will you go to Gopalpura.

Ans. I will go by train.

आप की बारी : टीचर जी दिनों के नाम को हिंदी में बोलेंगी / बोलेंगे सभी बच्चे एक साथ उनको अंग्रेजी में बोलेंगे |

रविवार

सोमवार

मंगलवार

बुधवार

गुरूवार

शुक्रवार

शनिवार

Activity : घंटी बजने पर एक लड़का / लड़की खड़ा होकर निम्न प्रश्नों के उत्तर अंग्रेजी में दें।

Q 1. What is the time ?

Ans. It is 8 o' clock.

Q2. What is the time?

Ans. It is 2 o'clock.

Q3. What is the time?

Ans. It is 9 o'clock.

Q4. What is the time?

Ans. It is 3 o'clock.

Activity : घंटी बजने पर एक लड़का / लड़की खड़ा होकर निम्न प्रश्नों के उत्तर अंग्रेजी में दें।

Q1. How will you go to Chennai?

Ans. I will go by train.

Q2. How will you go to delhi?

Ans. I will go by bus.

Q3. How will you go to Kanpur?

Ans. I will go by car.

Q4. How will you go to Rampur?

Ans. I will go by motor cycle.

Episode -62

Q1. When do you come to school?

Ans. I come to school at 9 o'clock.

Q2. When do you go home?

Ans. I go home at 3 o'clock.

Q3. When does your father go to work?

Ans. My father goes to work at 10 o'clock?

Q4. When does your sister come home from college?

Ans. My sister comes home from college at 4 o'clock.

Pair work : घंटी बजने पर बच्चे जोड़ी बनाकर खड़े हों | एक बच्चा प्रश्न करे , दूसरा उत्तर दे |

Q1. When do you come to school?

Ans.....

Q2. When do you go home?

Ans.

Activity : घंटी बजने पर एक लड़का / लड़की खड़ा होकर निम्न प्रश्नों के उत्तर हिंदी में दें |

1. My father comes home at 8 o'clock.

.....

2. My brother goes to college at 11 o'clock.

.....

3. My sister come to home at 5 o'clock.

.....

Episode – 62 (practice day)

Q1. When do you wake up?

Ans. I wake up at 6 o'clock.

Q2. When do you eat breakfast?

Ans. I eat breakfast at 7 o'clock.

Q3. When do you eat lunch?

Ans. I eat lunch at 1 o'clock

Q4. When do you eat dinner?

Ans. I eat dinner 8 o'clock.

Pair work : घंटी बजने पर बच्चे जोड़ी बनाकर खड़े हों | एक बच्चा प्रश्न करे , दूसरा उत्तर दे |

Q1. When do you wake up?

Ans.....

Q2. When do you eat breakfast?

Ans.....

Q3. When do you eat lunch?

Ans.....

Q4. When do you eat dinner?

Ans.....

Patriotic song

This land is your land.

This is my land.

From Kashmir to kanyakumari

From city of Mumbai to city of kalkata.

This land is made for you and me.

Episode – 64

Use of how

जिन वस्तुओं को गिना नहीं जा सकता है , उनके प्रश्न में “ कितने ” के लिए How much का प्रयोग करते हैं |

Teacher : तुम सब मेरे बाद निम्न प्रश्नों को दोहराओ |

Q . How much oil do you have?

घंटी बजने पर एक लड़का / लड़की खड़ा होकर निम्न प्रश्नों के उत्तर अंग्रेजी में दें
मानो तुम्हारे पास दो लीटर तेल है |

Q1 . How much oil do you have?

Ans. I have two litres oil.

Q2 . How much tomatoes do you have?

Ans. I have 1 kg tomatoes.

जिन वस्तुओं को गिना जा सकता है , उनके प्रश्न में “ कितने ” के लिए How many का प्रयोग करते हैं |

Q1. How many bananas do you have?

Ans. I have one dozen bananas.

Q2. How many mangoes do you have?

Ans. I have ten mangoes.

Q3. . How many pens do you have?

Ans. I have two pens.

Practices questions :

Q1. How many sisters do you have?

Q2. How many brothers do you have?

English song

If you are happy and you know it, clap your hands.

If you are happy and you know it, clap your hands.

If you are happy and you know it, and you really want to show it.

If you are happy and you know it, clap your hands.

If you are happy and you know it, stomp your feet.

If you are happy and you know it, stomp your feet.

If you are happy and you know it, and you really want to show it.

If you are happy and you know it, stomp your feet.

If you are happy and you know it, click your fingers.

If you are happy and you know it, click your fingers.

If you are happy and you know it, and you really want to show it.

If you are happy and you know it, click your fingers.

रामपुर

मिशन

शिक्षण

संवाद

Episode -65

What do you do

Game : सभी छात्र और छात्राएँ एक circle में बैठे | सुबह सवेरे हम क्या –क्या करते है उसे अंग्रेजी में इस तरह बतायें –

Santosh : I wake up at 6 o'clock.

Ranjana : I wake up at 6 o'clock. I brush my teeth.

Madhvan : I wake up at 6 o'clock. I brush my teeth. I have a bath.

Santosh : I wake up at 6 o'clock. I brush my teeth. I have a bath and I read the newspaper.

Ranjana : I wake up at 6 o'clock. I brush my teeth. I have a bath and I read the Newspaper and I drink milk.

Madhvan : wake up at 6 o'clock. I brush my teeth. I have a bath and I read the Newspaper and I drink milk and I bring water in a bucket.

अब आप की बारी : Teacher जी किसी छात्र / छात्रा से प्रश्न पूछेगा / पूछेगी |

Q1. What do you do in the morning?

Ans. I brush my teeth. I have a bath. I read the newspaper. I eat my breakfast.

Q2. What do you do in the evening?

Ans. I come home. I drink milk. I play with my friend. I study.

Teacher ji अंग्रेजी में वाक्य बोलेगी | छात्र उसका हिंदी में उत्तर देंगे :-

1. I wake up. मैं सुबह उठता हूँ |
2. I brush my teeth. मैं अपने दांत साफ़ करती हूँ |
3. I have a bath. मैं नहाता हूँ |

Teacher ji हिंदी में वाक्य बोलेगी | छात्र उसका अंग्रेजी में उत्तर देंगे :-

1. मैं दूध पीती हूँ | I drink milk.
2. मैं घर आता हूँ | I come home.
3. मैं हाथ- पाँव धोती हूँ | I wash my hand and feet.

Activity : घंटी बजने पर टीचर जी कीस एक छात्र / छात्रा को खड़ा करेगी /करेगा | वह दो या तीन वाक्यों में उत्तर देगा |

Q1. What do you in the morning?

Ans. I wake up at 6 o' clock. I brush my teeth. I have a bath.

Q2. What do you in the evening?

Ans. I come home . I drink milk. I play with my friends.



Episode -66

practice day

Q1. what do you have in your bag?

Ans. I have two kilos rice, one litre of milk and three bananas.

Q2. What do you have in your school bag?

Ans. I have 10 books, 15 note books , 2 pens and 1 pencil.

Q3. What do have in your pencil box?

Ans. I have 2 pens, 1 pencil, 1 scale, 1 eraser and 1 sharpner.

Q4. what do you have in your bag?

Ans. I have five killos sugar, 1 litre milk and four mangoes.

Q5. what do you have in your bag?

Ans. I have one dozen apples and two kilos grapes in my bag.

Activity : घंटी बजने पर एक लड़का/ लड़की खड़े होकर निम्न हिंदी वाक्य को अंग्रेजी में बोले |

- | | |
|---------------------------------|------------------------------|
| 1. मैं दांत साफ करता / करती हूँ | 1. I brush my teeth. |
| 2. वह 6 बजे उठता है | 2. He wakes up at 6 o'clock. |
| 3. वह नहाता है | 3.He has a bath. |
| 4. मैं चावल खाता / खाती हूँ | 4. I eat rice. |
| 5. वह चाय पीता / पीती है | 5. He/ she drinks tea. |

Episode – 67

Words :

- | | |
|----------------|---------------|
| 1. Tree | पेड़ |
| 2. Cloud | बादल |
| 3. Hill | पहाड़ी |
| 4. River | नदी |
| 5. Bridge | पुल |
| 6. Some trees | कुछ पेड़ |
| 7. Some clouds | कुछ बादल |
| 8. Some hills | कुछ पहाड़ियां |

निम्न शब्दों की अंग्रेजी बोलिए और लिखिए :

- | | |
|--------|-------|
| पेड़ | |
| बादल | |
| पहाड़ी | |
| नदी | |
| पुल | |
| सूरज | |

- | | |
|-----------------------------------|------------------------------|
| 1. मुझे कुछ पेड़ दिखाई दे रहे हैं | 1. I can see some trees. |
| 2. मुझे कुछ बादल दिखाई दे रहे हैं | 2. |
| 3. उसके पास कुछ पुस्तकें हैं | 3. He has some books. |
| 4. उसके पास कुछ आम हैं | 4. |
| 5. मुझे नदी दिखाई दे रही है | 5. I can see a river. |
| 6. सूरज पूर्व दिशा में निकलता है | 6. The sun rise in the east. |

Episode -68

1. I can see a river.
2. I can see two trees.
3. I can see some hills.
4. I can see some clouds.
5. I can see a bridge.

पेड़
बादल
पहाड़ी
नदी
पुल
सूरज

निम्न वाक्यों को अंग्रेजी में बोलें और लिखें।

1. मुझे कुछ पेड़ दिखाई दे रहे हैं।
.....
2. मुझे कुछ पुल दिखाई दे रहे हैं।
.....
3. मुझे बहुत सारे बादल दिखाई दे रहे हैं।
.....
4. मुझे बहुत सी पहाड़ियां दिखाई दे रही हैं।
.....
5. मुझे एक नदी दिखाई दे रही है।
.....

Episode- 69

Q1. Can you see a cat?

Ans. Yes , I can.

Q2. Can you see some dogs?

Ans. Yes , I can.

Q3. Can you see many cows?

Ans. Yes , I can.

I can see a cat, some dogs and many cows.

आपकी बारी : घंटी बजने पर जोड़ी बनाकर आपस में निम्न प्रश्न –उत्तर अंग्रेजी में करें।

Q1. Can you see some boys?

Ans. Yes , I can.

Q2. Can you see many books?

Ans. Yes , I can.

Q3. Can you see a tree?

Ans. No, I can't.

(मान लो तुम घर से बहार हो , जैसे पार्क या गाँव में) घंटी बजने पर एक लड़का / लड़की खड़े होकर निम्न प्रश्नों का उत्तर अंग्रेजी में दें।

Q1. What can you see?

Ans. I can see some boys, many trees and a house.

Q2. What can you see?

Ans. I can see some buses , many trucks and a bullock cart.

Episode -70

Some opposite words

Word	opposite
Big	small
Fat	thin
Tall	short
Day	night
Up	down
Sweet	sour
In	out

1. **This book is big.**

This book is small.

2. **This baby is fat.**

This baby is thin.

3. **My friend is tall.**

My friend is short.

घंटी बजने पर एक लड़का या लड़की श्यामपट्ट पर निम्न आदेश की साहयता से चित्र बनाये |

1. A big ball and a small ball.
2. A tall man and a short man.
3. A fat cat and a thin cat.

Episode – 71
Counting (in words)

Ten	10
Twelve	12
Twenty	20
Twenty five	25
Thirty	30
Thirty three	33
Forty	40
Forty six	46
Fifty	50
Fifty four	54
Sixty	60
Sixty one	61
Seventy	70
Seventy eight	78
Eighty	80
Eighty three	83
Ninety	90
Ninety nine	99
Hundred	100

आप की बारी : तुम सब एक साथ हिंदी गिनतियों को अंग्रेजी में बोले और लिखें।

- दस
- बीस
- तीस
- चालीस
- पचास
- साठ
- सत्तर
- अस्सी
- नब्बे
- सौ

Activity : निम्न प्रश्नों का उत्तर तुम सब एक साथ अंग्रेजी में दो ।

Q1. तुम्हारी कक्षा में कितने छात्र हैं ?

Ans.

Q2. जून महीने में कितने दिन होते हैं ?

Ans.....

Q3. जनवरी महीने में कितने दिन होते हैं ?

Ans.

Q4. एक साल में कितने महीने होते हैं ?

Ans.....

Q5. एक साल में कितने सप्ताह होते हैं ?

Ans.....

Q6. एक दर्जन केले के गुच्छे में कितने केले होते हैं ?

Ans.

Q7. एक हफ्ते में कितने दिन होते हैं ?

Ans.

Q8. क्रिकेट में किसी ने सेंचुरी बनाई तो कितने रन हुए ?

Ans.

Episode – 72

Practice day

Big	small
Tall	short
Fat	thin

आपकी बारी : घंटी बजने पर एक लड़का या लड़की खड़े होकर निम्न अंग्रेजी वाक्यों का अर्थ हिंदी में बताए |

1. Ramesh is big and suresh is small.
.....

2. Manju is tall and meena is short.
.....

3. Bablu is fat and bittu is thin.
.....

घंटी बजने पर एक लड़का या लड़की खड़े होकर निम्न हिंदी वाक्यों का अर्थ में अंग्रेजी बताए |

1. माधवन भैया पतले हैं |
.....

2. मेरी पाठशाला बड़ी है |
.....

3. संतोष के पास एक बड़ी गेंद है |
.....

4. मंगला के पास एक छोटा कुत्ता है |
.....

5. मुझे लम्बा जिराफ दिखाई दे रहा है |
.....

6. मुझे कुछ मोटे हाथी दिखाई दे रहे हैं |
.....

Jalebi song

Five jalebies in the halvai shop .

Big and round with sugar on top.

A long came asha with some money one day .

Put jalebi and took it on way.

Four jalebies in the halvai shop .

Big and round with sugar on top.

A long came beenu with some money one day .

Put jalebi and took it on way.

Three jalebies in the halvai shop .

Big and round with sugar on top.

A long came razia with some money one day .

Put jalebi and took it on way.

Two jalebies in the halvai shop .

Big and round with sugar on top.

A long came ranjana with some money one day .

Put jalebi and took it on way.

One jalebi in the halvai shop .

Big and round with sugar on top.

A long came raju with some money one day .

Put jalebi and took it on way.

Episode -73

Colors

Black pant	काली पेंट
Blue jeans	नीली जीन्स
White shirt	सफेद कमीज
Brown T-shirt	कत्थई टी -शर्ट
Red sari	लाल साड़ी
Yellow blouse	पीला ब्लाउज
Green kurta	हरा कुर्ता

Q. what will you wear for the wedding?

- Ans. 1. I will wear a green sari.
2. I will wear a red skrit and a yellow blouse.
3. I will wear a yellow shirt and black pant.

आपकी बारी : घंटी बजने पर एक लड़का या लड़की खड़े होकर निम्न हिंदी शब्दों का अर्थ अंग्रेजी में बताए |

- लाल
- सफेद
- काला
- हरा
- पीला
- नीला
- संतरी
- कत्थई
- जामुनी
- केसरिया

घंटी बजने पर एक लड़का या लड़की खड़े होकर निम्न अंग्रेजी वाक्यों का अर्थ अंग्रेजी में बताए |

Q1. What will you wear for wedding?

Ans.

.....

Q2. What will you wear for Holi?

Ans.

.....

Q3. What will you wear for Eid?

Ans.

.....

Q4. What will you wear for Mela ?

Ans.

.....

Q5. What will you wear for Diwali?

Ans.

.....

Q6. What will you wear for Birthday?

Ans.

.....

Episode – 74

Q1. Do you like tea?

Ans. No , I don't .

Q2. Do you like laddus?

Ans. Yes , I do.

Q3. Do you want coffee?

Ans. No, I don't.

Q4. Do you want biscuits?

Ans. Yes , I do.

Q5. Do you like milk? क्या तुम्हें दूध पसंद है ?

Ans. Yes I do.

Q6. Do you want milk? क्या तुम्हे दूध चाहिये ?

Ans. Yes , I do.

Q7. Do you like mangoes?

Ans. No, I don't.

Q8. Do you want mangoes?

Ans. Yes , I don't.

घंटी बजने पर एक लड़का या लड़की खड़े होकर निम्न हिंदी वाक्यों का अर्थ में अंग्रेजी बताए |

१. क्या तुम्हें लड्डू पसंद है ?
२. क्या तुम्हे पानी चाहिये ?
३. क्या तुम्हे दूध चाहिये ?

Episode – 75 (Practice day)

1. I will wear a red shirt.
2. She will wear a white shirt.
3. She will wear a blue sari.
4. I will play cricket.
5. She will also play cricket.
6. I like mangoes.
7. She also likes mangoes.
8. I want a mango.
9. She also wants a mango.

घंटी बजने पर एक लड़का या लड़की खड़े होकर निम्न हिंदी वाक्यों का अर्थ में अंग्रेजी बताए |

1. मैं कबड्डी खेलूँगा | वो भी कबड्डी खेलेगा |
.....
2. मैं क्रिकेट खेलूँगा | वो भी क्रिकेट खेलेगा |
.....
3. रंजना कक्षा ६ में है | संतोष भी कक्षा ६ में है |
.....
4. मुझे आम पसंद है | मेरी माँ को भी आम पसंद है |
.....
5. मुझे एक पुस्तक चाहिए | मेरी बहन को भी एक पुस्तक चाहिए |
.....

English song

If you are happy and you know it, clap your hands.

If you are happy and you know it, clap your hands.

If you are happy and you know it, and you really want to show it.

If you are happy and you know it, clap your hands.

If you are happy and you know it, stomp your feet.

If you are happy and you know it, stomp your feet.

If you are happy and you know it, and you really want to show it.

If you are happy and you know it, stomp your feet.

If you are happy and you know it, click your fingers.

If you are happy and you know it, click your fingers.

If you are happy and you know it, and you really want to show it.

If you are happy and you know it, click your fingers.

रामपुर

मिशन

शिक्षण

संवाद

Episode – 76 (Domestic things)

Q1. Where is the comb?

Ans. It is on the table.

Q2. Where is the table?

Ans. It is behind the door.

Q3. where is the watch?

Ans. It is near the T.v. .

Q4. Where is the pencil?

Ans. It is under the notebook.

Q5. Where is the usha ?

Ans. She is in the classroom.

आपकी बारी : टीचर जी गतिविधि के द्वारा बच्चों से प्रश्न पूछेंगे और बच्चे उसका अंग्रेजी में उत्तर देंगे
|

(टीचर ने पुस्तक कुर्सी के नीचे रखी)

Q. where is the book?

Ans.

(टीचर ने पुस्तक बसते के पास रखी)

Q. where is the book?

Ans.....

(टीचर ने पुस्तक बस्ते के पीछे रखी)

Q. where is the book?

Ans.

(टीचर ने बस्ता मेज के ऊपर रखा)

Q. where is school bag?

Ans.....

Episode -77

Family and Relationship

Mother	माता
Father	पिता
Brother	भाई
Sister	बहन
Uncle	चाचा / ताऊ /मामा
Aunt	चाची / ताई / मामी
Grand father	दादा / नाना
Grand mother	दादी / नानी
Nephew	भतीजा / भतीजी
Niece	भांजा / भांजी
Cousin brother	चेचेरा भाई / तहेरा भाई / ममेरा भाई
Cousin sister	चेचेरी बहन / तेरी बहन / ममेरी बहन
Sister in law	साली / देवरानी / जेठानी
Brother in law	साला / देवर / जेठ
Daughter in law	पुत्रवधू
Son in law	जमाई

Episode – 78

Practice day

- | | |
|-------------------------|------------------------|
| 1. I am happy. | 1. मैं खुश हूँ। |
| 2. She is sad. | 2. वह दुखी है। |
| 3. He is angry. | 3. वह गुस्सा है। |
| 4. Ramesh is scared. | 4. रमेश डरा है। |
| 5. My brother borrowed. | 5. मेरा भाई ऊब गया है। |
| 6. The baby is sleepy. | 6. बच्चा सोया है। |
| 7. We are hungry. | 7. हम भूखे हैं। |
| 8. I am thirsty. | 8. मैं प्यासा हूँ। |

आपकी बारी : घंटी बजने पर किसी एक छात्रा / छात्र को खड़ी / खड़ा करेंगे। वह अभिनय कर उसे अंग्रेजी में बतायेगा।

1. मैं खुश हूँ।
2. मैं दुखी हूँ।
3. मुझे भूख लगी है।
4. मैं गुस्सा हूँ।
5. मुझे डर लग रहा है।
6. मैं ऊब गयी हूँ।
7. मुझे नींद आई है।
8. मुझे आनन्द आया है।
9. मुझे प्यास लगी है।

घंटी बजने पर टीचर जी अंग्रेजी में एक वाक्य कहेंगी। कोई भी छात्र खड़े होकर उसे हिंदी में कहेगा।

1. My grandmother is hungry.
.....
2. Rohit's aunt is thirsty.
.....
3. Ashok uncle's daughter is sleeping.
.....
4. Seema' brother is scared.
.....

English song

If you are happy and you know it, clap your hands.

If you are happy and you know it, clap your hands.

If you are happy and you know it, and you really want to show it.

If you are happy and you know it, clap your hands.

If you are happy and you know it, stomp your feet.

If you are happy and you know it, stomp your feet.

If you are happy and you know it, and you really want to show it.

If you are happy and you know it, stomp your feet.

If you are happy and you know it, click your fingers.

If you are happy and you know it, click your fingers.

If you are happy and you know it, and you really want to show it.

If you are happy and you know it, click your fingers.

रामपुर

मिशन

शिक्षण

संवाद

Episode -79

Opposite words

1. Salty - sweet

The lemon is salty.

Laddu is sweet.

2. Hot - cold

Coffee is hot.

Water is cold.

3. Full - Empty

The box is full.

The bucket is empty.

4. Big - Small

The elephant is big.

The cat is small.

Word (शब्द)

opposite (विलोम)

Sweet (मीठा)

sour/ salty (खट्टा / नमकीन)

Hot (गर्म)

cold (ठंडा)

Full (भरा हुआ)

empty (खाली)

Big (बड़ा)

Small (छोटा)

1. The coffee is
2. The water is
3. The box is
4. The bucket is

आपकी बारी : टीचर जी कुछ खाने वाली चीजों का नाम बोलेंगे सभी छात्र एक साथ उनका स्वाद अंग्रेजी में बोलेंगे।

1. नींबू 2. मिर्च
3. लड्डू 4. नमक

Episode – 80

Future tense

1. I will go to china.
2. She will read a book.
3. Radha will eat a jalebi.

English हिंदी

Garland	माला
Spoon	चम्मच
Bride	दूल्हा
Bride groom	दुल्हन
Around neck	गले के चारो ओर
Sweet tings	मीठी चीजें
Will	गा , गी , गे

1. I will go to Chennai. मैं चेन्नई जाऊंगा |
2. She will read a book. वह पुस्तक पढ़ेगी |
3. They will play kabaddi. वे कबड्डी खेलेंगे |
4. Radha will eat a jalebi. राधा जलेबी खाएगी |
5. John and amit will play cricket. जॉन और अमित क्रिकेट खेलेंगे |

आपकी बारी : घंटी बजने पर एक लड़का या लड़की खड़ी होकर निम्न हिंदी वाक्यों को अंग्रेजी में करके बोले |

1. मैं दिल्ली जाऊंगा | 1.....
2. सुधीर कॉफी बनायेगा | 2.
3. हम क्रिकेट खेलेंगे | 3.....
4. हेमा बिस्कुट खायेगी | 4.....
5. मैं अंग्रेजी बोलूंगा | 5.....

Episode - 81

Practice day

1. I will eat.
2. I will run.
3. I will read a book.
4. I will play.
5. I will go to school.
6. I will do my home work.
7. I will respect my teachers.
8. I will write an easy.
9. She will do her work.
10. I will obey my elders.

आपकी बारी : घंटी बजने पर एक लड़का या लड़की खड़ी होकर निम्न हिंदी वाक्यों को अंग्रेजी में करके बोले |

1. मैं चेन्नई जाऊंगा | 1.
2. वह पुस्तक पढ़ेगी | 2.
3. वे कबड्डी खेलेंगे | 3.
4. राधा जलेबी खाएगी | 4.
5. जॉन और अमित क्रिकेट खेलेंगे | 5.
6. मैं दिल्ली जाऊंगा | 6.
6. सुधीर कॉफी बनायेगा | 7.
7. हम क्रिकेट खेलेंगे | 8.
8. हेमा बिस्कुट खायेगी | 9.
9. मैं अंग्रेजी बोलूंगा | 10.

Episode- 82

घंटी बजने पर टीचर जी कीस एक छात्र या छात्रा को खड़ी करेंगी | टीचर जी एक चित्र दिखाएंगी | उस चित्र के बारे में टीचर जी अंग्रेजी में दो वाक्य बोलेंगी | छात्र या छात्रा को उन वाक्यों को हिंदी में बोलना है |

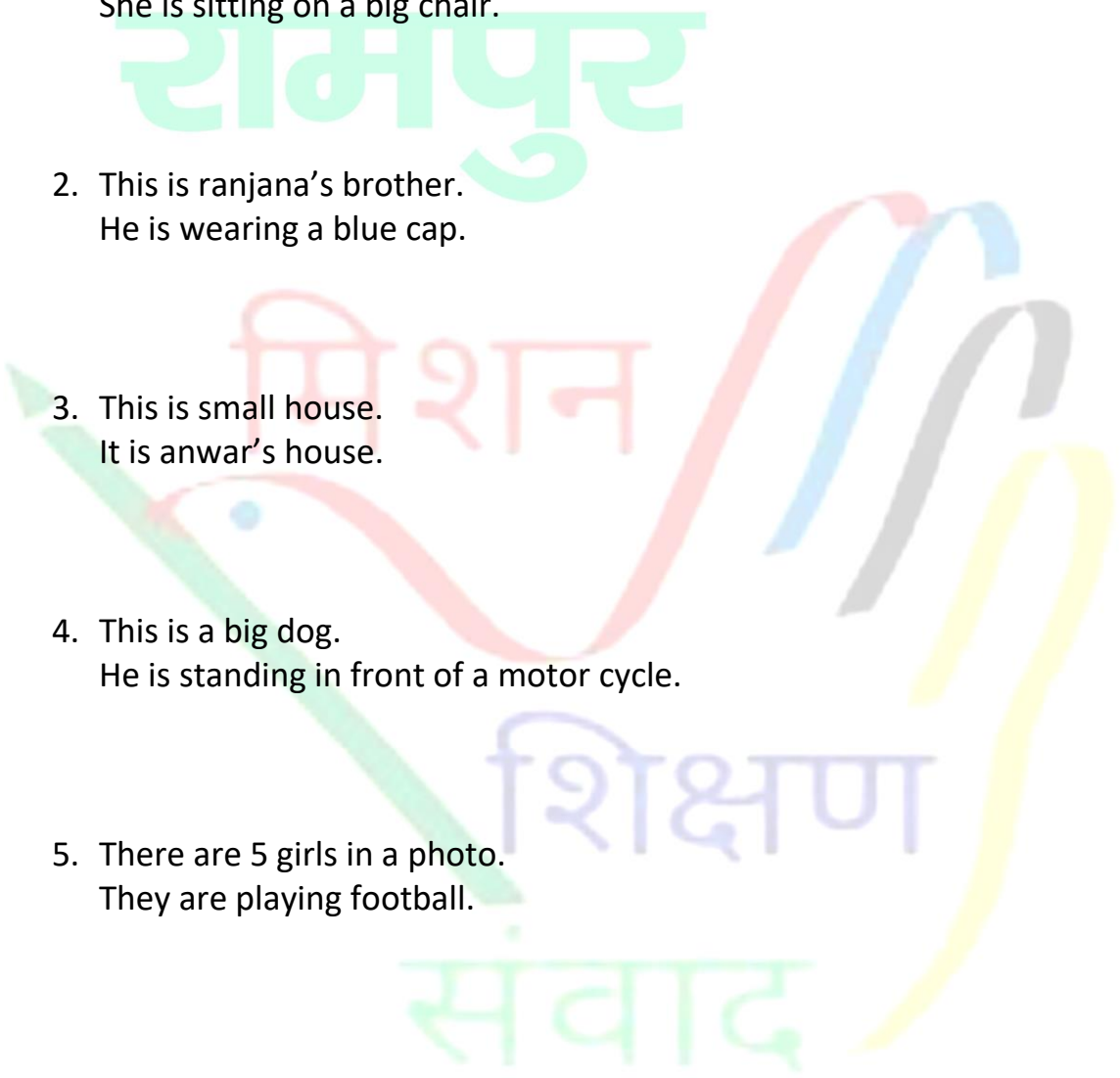
1. This is my mother.
She is sitting on a big chair.

2. This is ranjana's brother.
He is wearing a blue cap.

3. This is small house.
It is anwar's house.

4. This is a big dog.
He is standing in front of a motor cycle.

5. There are 5 girls in a photo.
They are playing football.



Episode -83

Words and its use

निम्न शब्दों का प्रयोग कर एक वाक्य बनाओ | उस वाक्य की हिंदी भी लिखो |

1. **Sister** : Reena is my sister.

.....

2. **Teacher**: I am a teacher.

.....

3. **Note book**: my note book is new.

.....

4. **Cycle**: she has a beautiful cycle.

.....

5. **Tooth brush** :I brush with soft tooth brush.

.....

6. **Elephant** : This is amar's elephant.

.....

7. **Cricket** : my favourite sport is cricket.

.....

8. **Short** : ramesh is very short.

.....

9. **Happy** : some women are happy.

.....

10. **School** : this is my school.

.....

Episode – 84

Revision

Q1. Tell me about yourself.

Ans. 1.
2.
3.
4.
5.

Q2. Tell me five things you like to do.

Ans. 1.
2.
3.
4.
5.

Q3. Tell me about your friend.

Ans. 1.
2.
3.
4.
5.

Q4. What is your sister' name?

Ans.....

Q5. How many sisters do you have?

Ans.

Episode – 85

Revision

Word (शब्द)

opposite (विलोम)

Sweet (मीठा)

sour/ salty (खट्टा / नमकीन)

Hot (गर्म)

cold (ठंडा)

Full (भरा हुआ)

empty (खाली)

Big (बड़ा)

Small (छोटा)

1. The coffee is
2. The water is
3. The box is
4. The bucket is

निम्न हिंदी वाक्यों को अंग्रेजी में करके बोले।

1. मैं दिल्ली जाऊंगा। 1.....
2. सुधीर कॉफी बनायेगा। 2.....
3. हम क्रिकेट खेलेंगे। 3.....
4. हेमा बिस्कुट खायेगी। 4.....
5. मैं अंग्रेजी बोलूंगा। 5.....

Q1. Tell me about yourself.

- Ans. 1.
2.
3.
4.
5.

Episode -86

Practice day

1. I am dancing.
I will dancing.
2. You are dancing.
You will dancing.
3. She is dancing.
She will dancing.
4. He is dancing.
He will dancing.
5. They are dancing.
They will dancing.

आपकी बारी : I , you , He , She , We , They आदि से बने वाक्यों को टीचर जी बोलेंगे | बच्चों को सही वाक्य को लिखना और बोलना है |

Teacher : I am sitting. I is sitting.

Student :

Teacher : She am eating. She is eating.

Student :

Teacher : we are playing. We is palying.

Student :

Teacher : you are singing. You is singing.

Student :

Teacher : They am playining. They are playing.

Student :

Teacher : Asha are sitting. Asha is sitting.

Student :

Teacher : Asha and denu is sitting. Asha and deenu are sitting.

Student :

टीचर जी वर्तमान काल में वाक्य बोलेंगे | बच्चें इस वाक्यों को भविष्य काल में लिखेंगे और बोलेंगे|

Teacher : I am eating a mango.

Student :

Teacher : I am drinking tea.

Student:

Teacher : He is running.

Student :

Teacher : You are going to school.

Student :

Teacher : We are drawing.

Student :

Teacher : Asha is reading a book.

Student :

टीचर जी भविष्य काल में वाक्य बोलेंगे | बच्चें इस वाक्यों को वर्तमान काल में लिखेंगे और बोलेंगे|

Teacher : I will cook.

student :

Teacher : He will jump.

Student :

Teacher : you will sing.

Student :

Teacher : they will make tea.

Student :

Teacher : we will speak English.

Student :

Teacher : santosh and ranjana will play.

Student :

Episode -87 (special practice day)

English song

If you are happy and you know it, clap your hands.

If you are happy and you know it, clap your hands.

If you are happy and you know it, and you really want to show it.

If you are happy and you know it, clap your hands.

If you are happy and you know it, stomp your feet.

If you are happy and you know it, stomp your feet.

If you are happy and you know it, and you really want to show it.

If you are happy and you know it, stomp your feet.

If you are happy and you know it, click your fingers.

If you are happy and you know it, click your fingers.

If you are happy and you know it, and you really want to show it.

If you are happy and you know it, click your fingers.

Patriotic song

This land is your land.

This is my land.

From Kashmir to kanyakumari

From city of Mumbai to city of kalkata.

This land is made for you and me.

Jalebi song

Five jalebies in the halvai shop .

Big and round with sugar on top.

A long came asha with some money one day .

Put jalebi and took it on way.

Four jalebies in the halvai shop .

Big and round with sugar on top.

A long came beenu with some money one day .

Put jalebi and took it on way.

Three jalebies in the halvai shop .

Big and round with sugar on top.

A long came razia with some money one day .

Put jalebi and took it on way.

Two jalebies in the halvai shop .

Big and round with sugar on top.

A long came ranjana with some money one day .

Put jalebi and took it on way.

One jalebi in the halvai shop .

Big and round with sugar on top.

A long came raju with some money one day .

Put jalebi and took it on way.

Episode -88 (revision)

निम्न हिंदी वाक्यों को अंग्रेजी में करके बोले |

1. मैं चेन्नई जाऊंगा | 1.
2. वह पुस्तक पढ़ेगी | 2.....
3. वे कबड्डी खेलेंगे | 3.
4. राधा जलेबी खाएगी | 4.....
5. जॉन और अमित क्रिकेट खेलेंगे | 5.....
6. मैं दिल्ली जाऊंगा | 6.....
7. सुधीर कॉफी बनायेगा | 7.
8. हम क्रिकेट खेलेंगे | 8.....
9. हेमा बिस्कुट खायेगी | 9.....
10. मैं अंग्रेजी बोलूंगा | 10.....

I , you , He , She , We , They आदि से बने वाक्यों को टीचर जी बोलेंगे | बच्चों को सही वाक्य को लिखना और बोलना है |

Teacher : I am sitting. I is sitting.

Student :

Teacher : She am eating. She is eating.

Student :

Teacher : we are playing. We is palying.

Student :

Teacher : you are singing. You is singing.

Student :

Teacher : They am playining. They are playing.

Student :

Teacher : Asha are sitting. Asha is sitting.

Student :

Teacher : Asha and denu is sitting. Asha and deenu are sitting.

Student :

Episode -89

Imperative sentences

टीचर जी निम्न वाक्यों को बोलेंगे बच्चों को उन वाक्यों का अभिनय करना है ओए उनकी हिंदी भी लिखनी है :

1. Stand up.
2. Sit down
शामपुर
3. Shut your eyes.
4. Put your hands down.
5. Open your eyes.
6. Show me a book.
7. Show me two notebooks.
8. Show me window.
9. Open your mouth.
10. Shut your mouth.
11. Touch your seat.
12. Touch your nose.
13. Touch something white.

Patriotic song

This land is your land.

This is my land.

From Kashmir to kanyakumari

From city of Mumbai to city of kalkata.

This land is made for you and me.

शिक्षण
सवाद

Episode – 90

Q1. What is your name?

Ans.

Q2. How many brothers and sister do you have?

Ans.

Q3. What does your mother do?

Ans.

Q4. In which class are you?

Ans.

Q5. What do you like to eat?

Ans.

Q6. Do you like cricket?

Ans.

Q7. Does your sister like cricket?

Ans.

Q8. Can you speak in hindi?

Ans.

Q9. Can your father cook?

Ans.

Q10. What is that?

Ans.

Q11. What is this?

Ans.

Q12. Where is my book?

Ans.

Q13. When do you go to school?

Ans.

Q14. How do you go to school?

Ans.

Q15. How will you go to Mathura?

Ans.