



Mission Shikshan Samvad

Kavyaroop



EVS

3



Jyoti Vishvakarma
U.P.S. Jari Badokhar Khurd
Banda



Environmental Studies 3**Lesson- 1****Our Family**

**We all have our families.
We live together happily.**

**Family takes care of us.
All families are different and precious.**



**When parents and children live together,
It is called nuclear.**

**Grandpa, grandma, mother, father.
Uncle, aunt, brother and sister.**

**Together we make a joint family.
All members live sweetly.**



**Here we learn good manners.
We go for outing together.**

**Grandpa is the head of the joint family.
He treats everyone equally.**

**Grandparents tell us stories.
Everyone helps us in our studies.**

**Together we do household work.
Together we eat and celebrate festivals.**



Environmental Studies 3



Lesson- 2

Our Neighbourhood

People who live near us,
Are called neighbours.

Whenever we are in trouble and all,
We call them first of all.

Whenever we feel alone,
We can talk to them and forget to mourn.

Whenever we face any difficulty,
Neighbours are there, don't worry!

We celebrate festivals together.
Holi, Eid and so many others.

Neighbours are like a family,
Whenever we are far from our family.

Sometimes we go to the market together.
We must always support and help one another.



Environmental Studies 3


Lesson- 3



Plants in our surroundings

Make our environment clean.
By planting various plants in our surroundings.
They produce oxygen.
Which we use for breathing.

Fruits, vegetables and wood.
Plants give us shade and food.
Stems, leaves, roots and flowers.
Each plant looks different from the other.



Some leaves are big.
Some leaves are small.
Some plants are tiny.
Some plants are tall.



Dense, thick and many branches.
We identify them as trees.
Climbers and creepers spread on the
ground;
Climb on other trees round and round.

Plants need sunlight,
Water and manure to live.
Children! We should plant,
More and more trees.



Environmental Studies 3

Lesson- 4





Animals in Our Surroundings

Different in colours, sound, feathers.
Beaks, body shape and structures.
Variety of birds and animals.
live around us.

Some are big,
Some are small.
Some can walk.
While some can crawl.

Food grains, vegetables, leaves.
Herbivores eats grass and seeds.
Carnivores eat all types of meats.
Omnivores eat both plants and meats.

Domestic birds and animals.
Live among us.
Take care of them properly.
Get them vaccinated regularly.



Environmental Studies 3

Lesson- 5

Our food

We eat food to get energy.
Balanced food makes us healthy.
Egg, fruits and vegetables;
Protect us from diseases.

Oil, butter, chapati and ghee;
Children! give us energy.
Pulses, fish, egg and milk;
Help in the growth of our body.

We should chew food properly,
As it helps digest the food easily.
Clean your teeth regularly.
Tongue allows us to taste sweet and salty.

Wash fruits and vegetables,
Before cooking and eating.
Dust and house-flies make our food,
Children! unhealthy and unhygienic.



Environmental Studies 3

Lesson- 6




Food of Birds and Animals and their Supporting Organs



Claws and beaks of birds,
are suitable for their eating habits.
Picking, peeling and tearing;
insects, food grains and vegetables.



Some animals are carnivores.
Some animals eat only grass.
for clutching, biting and chewing,
Teeth are useful for animals in eating.



With Sparrow's small pointed beak,
Food grains can be cracked and peeled.
Parrot has fat and curved beak,
A Lion has front pointed teeth.



Herons eat water-worms.
Cow eats leaves and grass.
Peacock eats snake.
And lion eats only flesh.



Environmental Studies 3

Lesson- 7

Our House




Houses have lots of utilities.
Bedroom, kitchen, dining are the facilities,
Where we eat and play,
And live with our families.

Children! many years ago,
There were no houses.
We used to live among birds,
Animals and other creatures.

Many types of houses now,
We can see all around us.
From thieves, cold and heat,
Houses can protect us.

Some houses are small,
While some are big.
All of different height.
You can build them as you wish.

Some houses are made,
Using bricks, stones and cement.
While some of mud-dung and wood.
In some bamboos and straws are used.



Environmental Studies 3

Lesson- 8



Habitats of Birds and Animals

Under the water or on the trees;
So many places where birds and animals can be.

Monkeys like to swing from the trees.
Holes are houses of rats and rabbits.



Fishes in water and lions in caves;
Birds build nest for their rest.



Bees live in groups and make hives.
All creatures need food and safety to live.

Some birds and animals live with us willingly.
We make shelters for their safety.

Some creatures live with us unwillingly.
Birds and animals have many territories.



Environmental Studies 3**Lesson- 9****Water is Precious**

Water is precious.
Don't misuse it.
Water is necessary.
Our first duty is to save it.

Children! All of us,
Use water everyday.
While washing utensils, clothes,
And other variety of ways.

Plants get dried up.
Due to scarcity of water.
Children! We should clean,
All ponds and rivers.

Ponds have dried up.
Insufficient water in the hand pumps.
Ponds should be cleaned.
Hand pumps should be repaired.

All creatures need water.
No one can live without it.
For a good future,
We must save it.



Environmental Studies 3

Lesson- 10

Be Clean Be Healthy

Eyes, nose, tongue, legs,
Teeth, ears, stomach and hands.

We perform various function,
With all these body organs.

Teeth help us in chewing.
Ears help in hearing.

Tongue helps us taste.
Nose recognises the smell.

We see with our eyes.
Rose or Lotus can be recognised.

Throw garbage in the dustbin properly.
Wash your hands before and after eating daily.

We feel the sense of touch by skin.
Bathing keeps our body clean.

We comb our hair daily.
Combing makes our hair tidy.

Wake up and sleep at the right time.
Cut your nails from time to time.

Brush your teeth regularly.
Children! Be clean and be healthy.



Sight



Hearing



Smell



Touch



Taste



Environmental Studies 3

Lesson- 11

Our Safety



Don't run on the stairs,
Be careful while using the wires.

Keep yourself away from the fire.
Learn good habits and good behaviour.

Don't play on the road.
Traffic rules should always be followed.

Do not stand by the door in moving vehicles.
Never play with blades, knives and scissors.

Don't put pencil in your mouth and ears.
It can be harmful to your organs.

Don't take any food items from the strangers.
These instructions can protect us.

Never eat hot food.
Learn these rules and follow them too.

Keep your things at their proper places.
Be aware of safety rules and stay safe.




Environmental Studies 3

Lesson- 12



Means of Transport

Travelling has become easier,
Ever since means of transports are here.
Cycle, scooty, car, bus, train.
Motorcycle, truck and aeroplane.



Bus moves on the road.
Ship sails in the water.
Train runs on the railway tracks.
Aeroplane flies in the air.



A ship is bigger than a boat.
Many vehicles move on the road.
We transport with vehicles,
Goods like grains, bricks and
vegetables.

Aeroplanes can cover longer
distances,
As compared to trains.
Farmer ploughs field with tractors.
Bullock carts are used by villagers.



Environmental Studies 3

Lesson- 13

Traffic Rules



When you go to school.
Follow every traffic rule.
Stop look and listen,
And only then move on the road.



In traffic signal
Three colour can be seen.
Red and yellow,
Last one is green.

When Red light is on.
Stop! never move on.
Yellow tells us to be ready.
And move safely.



Children! green light says,
"Go on your way"
Help injured person immediately.
Don't blow horn unnecessarily.

While riding a bike, always wear a helmet.
While driving a car, always wear seat belt.
Always give way to ambulance.
Always walk at your left.



Environmental Studies 3

Lesson- 14



Means of Communication

Means of communication
Is the medium of sending information.
We express our feelings;
By speaking or in writings.




We receive information.
Which sometimes can be verbal.
And sometimes it comes to us,
In the form of pictures.



Long long ago,
Pigeons were messengers.
And people on horses,
Went from one recipient to the other.

How do we talk nowadays,
When someone is far away?
We use telephones, mobiles, letters,
Radios ,T.V. , fax and computers.



Information about the weather.
And knowledge about the agriculture.
Programmes related to education.
Its all possible with means of
communication.

Postman delivers letters,
And gives good or bad news.
All means must be of advantage,
Be safe and never misuse.



Environmental Studies 3

Lesson- 15

Kuki Koyal Kulhar La



There was a sparrow.
Gungun was her name.
Kuki was a cuckoo.
Who was Gungun's friend.

Gungun's little young ones.
Were about to come.
And Kuki wanted party,
On this occasion.

Gungun advised Kuki,
"Go and wash your face, dear"
So Kuki flew away,
And reached the river.

River called "Oh! my dear".
"How would I give you water?"
"You must need a kulhar,"
"So fly and visit a potter"



Kuki flew to the Potter.
To fetch a kulhar.
Potter said, "Listen, Kuki dear".
"Without mud I can't make kulhar".

Kuki dug the mud,
As fast as she could.
Potter then made a kulhar.
And Kuki filled it with water.

Gungun served food.
Food was delicious.
Kuki became happy,
And blessed all the young ones.

